

Coombe Abbey Woodturners NEWSLETTER

September



2023

This Month's Sponsor

PROOPS BROTHERS

ENGLAND • EST 1948

.COM

DATA PROTECTION

Your personal details are held on a computer belonging to an officer of the Coombe Abbey Woodturners. Your details are purely for the use of the Club, and are not passed to any third party. If you object to your name, address and telephone number being held on a computer belonging to an officer of the Club, then please write to any member of the committee.

HEALTH & SAFETY NOTICE

Woodturning can be dangerous! Always follow the manufacturers' instructions and safety advice when operating power tools. Never try the techniques shown at our demonstrations or in our Newsletter if you are unsure or the procedure does not feel safe. Always use the guarding and other safety equipment.

The Club takes reasonable care to operate and instruct in a safe manner and strongly recommends all members to follow the Club's Health and Safety rules and the guidance notes that the AWGB issue in their Revolutions magazine from time to time.

Committee Members and Contacts

Chairman	Graham Ball
Vice Chairman	Giles Headley
Treasurer & Membership Secretary	Lee Cartwright
Secretary	Rod Young
Events Secretary	Eric Taylor
Newsletter/Web Site Editor	Rob Sheehan
	Graham Cashmore
	Peter Orange
	Pat Hanley
Training Coordinator	Michael Archer
Library Custodian	Gary Jones

Website: <https://www.coombeabbeywoodturners.org>

**Copy Deadline for the October issue of the Newsletter is:-
Sunday 24th September 2023**

**Please forward your News, Stories and Photographs to:-
Robert Sheehan- Newsletter Editor -
M: 07905 185122. E-mail: robsheehan@virginmedia.com**

© Copyright Coombe Abbey Woodturning Club 2023

The content of this newsletter must not be copied or reproduced without the written permission of the newsletter editor.

In This Issue

Chairman's Jottings	4
Black Country Museum	5
One Line Philosopher	5
This Month's Sponsor	6
Alan Truman Demo	8
Dennis Keeling Demo	12
Alan Truman Demo	16
Notices	20
Activities at other clubs	22
Equipment For Sale/Wanted	24
Calendar Of Events	32

Advertisers

Proops Brothers	7
TMS Volvo	9
Turners Retreat	11
Charnwood	13
Crown Hand Tools	15
Henry Taylor	17
Axminster Tools	19
Chestnut Products	21
Hamlet	23
Yandles	25
CSM Abrasives Plus	27
Record Power	29

From the Editor



Inside you will find my report from the Coombe Country Park Open Day. Thanks to all who helped on the day.

Thanks also to the two members, Tony Townsend and Bill Nicholson, who have contributed articles for this issue.

As there was no demonstration this month, I have picked a few demonstrations from the Hinckley Woodturning club archive to fill the pages. These demonstration were over 10 years ago so I'm hoping that they will be new to you or you will have forgotten the demonstration if you were a member at the time.

Our next all-day demonstration is on Saturday 9th September at Walsgrave Baptist Church. Two club members will be demonstrating, one in the morning and one in the afternoon. Please show support for your fellow club members and attend the demo. You can park for free on the road. Please don't block any driveway and do not park on the pavement.

Breaking news - Jill phoned and I have won a bottle of flavoured gin and a segmented bowl in the raffle.

Rob

Chairman's Jottings

Hello everyone,

I am just back home from attending a very successful open day at Coombe Country Park on Bank holiday Monday 28th August 2023.



I sent out an email to all our members requesting help in setting up our party tent etc and I was overwhelmed by the response I received. Thank you to everyone who turned up on the day and gave their help. Very much appreciated.

These events don't just happen on their own, they have to be planned in advance and that is made much easier by the input of all the participants. Of course things crop up on the day which were unforeseen as it did on this occasion but the problems were shared and solved by the volunteers which again I am very grateful for.

As usual Phil Steele brought along his Pole lathe and was busy all day demonstrating his craft and also letting members of the public have a go. We also had a powered lathe mainly operated by Pat Hanley which was also of great interest to the public.

There were items of members work on display and for sale and of course items of work for sale to benefit The Air Ambulance, our chosen charity.

This event also saw the draw take place for our annual raffle, again in aid of the Air Ambulance and also club funds. Twenty one prizes were up for grabs and here again the plea for donated prizes didn't fall on deaf ears. So thank you to all of you who donated an item for this raffle. I mustn't leave this subject without thanking Jill Steedman and Alison Elliot for their sterling work in making this raffle a great success. I would love to see the smiles on the faces of the winners when they are contacted by Jill. It will be interesting to find out how much money has been raised throughout this year for the Air Ambulance but we will have to be patient for a while longer as this will be announced at the Christmas party which takes place at the Baptist Church in December.

Moving on, our next club meeting is at Walsgrave Baptist Church on Saturday 9th September where we are trying something a little different to our normal activity there. One of our Members will be demonstrating in the morning of that day and a second member will be demonstrating in the afternoon. Please try to attend and give your support on this day. I am aware that these members work very hard to put on an excellent demonstration. Preparation goes on many days and weeks beforehand so they do deserve to be encouraged and rewarded by your presence.

All for now, and I hope to see you all soon.

Graham

One Line Philosopher:

“A thing of beauty is a joy forever”

John Keats

This Month's Newsletter Sponsor. Proops Brothers.

I am very pleased to welcome Proops Brothers once again as a sponsor of this monthly Newsletter magazine. As suppliers and stockists of high quality turning equipment, tools and accessories, it is a great place to start for all your woodturning needs.

Editor

Proops Brothers(A Company Profile)

Proops Brothers Ltd is a family run business based in rural Leicestershire, supplying a vast range of tools for craft & hobby, DIY, model making, jewellery, metal & wood working. Our sister company, Linic Plastics Ltd, is based on the same site and manufactures many of the tools that we sell.

Way back in 1946, members of the Proops family opened a shop on Tottenham Court Road, close to the major shopping district in London. They traded in War Surplus items as well as many other clearance, job lot lines. The Principle products were medical equipment and 'technical' items from aircraft such as instrumentation and electrical components. The shop also traded in radio spares, surplus engineering and woodworking tools.

In the late 1980's Proops Brothers was bought by the current owner, Nic Burdett who has built in into a thriving company of 'everything useful' for hobbyists, jewellers, craft makers and modelling enthusiasts. To date, Proops Brothers buys and manufactures quality tooling. We endeavour to offer outstanding value for money and great service to our community.

Our Shop is open 7am - 3:45pm Monday-Thursday and 7am-2:45pm on Friday. Technology House, 34 Saddington Road, Fleckney, Leicester LE8 8AW
Tel: 0116 2403400

For more information visit <https://www.proopsbrothers.com/>

PROOPS BROTHERS

ENGLAND • EST 1946

.COM

ALL PRICES INCLUDE POST AND PACKING

1000'S OF OTHER PRODUCTS

INSIDE, OUTSIDE PLASTIC CALLIPERS



Measurements

0 - 200mm M7176 **£4.60**

0 - 350mm W3509 **£6.80**

Tool Handles



Wood Ash Handles
with Brass Ferrules
for Wood turning Tools

3 x 225mm Long **£10**
Product Code W3400

5 x 125mm Long **£10**
Product Code W8056

**Woodturners 12" Outside
Plastic Calipers W3462**



£3.60

OILSTONE & BOX



£5.50

Fine and
course sides
W3330

CHUCKS

Drill Chuck 10mm
with 2MT Arbor
Product code M0412

£11.99

Drill Chuck 10mm
with 1MT Arbor
Product code M0411

£8.50



**One Piece Finger Sander,
20mm & 3 Spare Belts.**
Product Code W8018



£5.50

Sheffield Made SJ & JB Addis Skew Chisel HSS.

1/4" x 5/32" W8009

£9.50



Proops Brothers Ltd 34 Saddington Rd. Fleckney, Leicestershire, LE8 8AW
TEL. 0116 2403400 WWW.PROOPSBROTHERS.COM EBAY USER NAME: SPOORP

Alan Truman 21/8/12

Hinckley Woodturning Club

Alan's project for the evening was an octagonal scalloped pomander bowl done in three stages - bowl, lid and finial. He had already prepared the bowl blank by cutting the 8 scallops on a band saw. Alan had also prepared the lid by part drilling the pomander holes. A second set of prepared pomander blanks was kindly donated to the club as a raffle prize.

Alan mounted the bowl blank on a screw chuck and used a bowl gouge to flatten the bottom and create a chucking recess. He then shaped the base into a gentle curve and added some decoration to the centre of the chucking recess. Alan power sanded from 120 grit to 240 grit, followed by two coats of Chestnut cellulose sanding sealer (thinned 50/50) and finished with Briwax applied with 0000 wire wool. This was buffed up using a soft cloth.

Alan then mounted the bowl on the chuck and flattened the top. He marked the size of the bowl approximately 3/4" in from the scallops. Alan

hollowed out the centre, re-sharpening his gouge before the last cut. He then power sanded to 320 grit for a better finish for the inside. Two coats of sanding sealer and Briwax were used to finish the inside of the bowl.



Alan's tip - before removing the bowl from the chuck, rotate it 1/8th of a turn in the jaws and re-tighten. This removes the little dimples of wood between the chuck jaws

Let **TMS** look after your Volvo



SALES // SERVICE PARTS // ACCESSORIES

With over 300 years combined experience of working with Volvo, nobody knows your Volvo like **TMS**.

With award-winning levels of customer service and state-of-the-art facilities at Trinity Marina, what ever your Volvo requirements, the **TMS** team can deliver.

*Call in and
see us soon!*



QUALITY • CARE • PERSONAL SERVICE



Coventry: TEL. **02476 303132**

Hinckley: TEL. **01455 632478**

Leicester: TEL. **0116 2758800**

www.tmsmotorgroup.co.uk/volvo

Alan Truman Demo - continued

Alan then mounted the pre-prepared pomander lid on to a screw chuck. This was turned to round and flattened. He then measured the diameter of the bowl and transferred this measurement to the top. Alan cut a spigot just larger than this measurement and reduced its size until he got a “relaxed” fit with the bowl. The lid was then sized to be less than the inside diameter of the scallops. Alan turned a bead on the edge of the lid using a point tool and finished with a spindle gouge. He then hollowed out the centre of the lid. The inside needs a chucking recess. This is better than relying on the central hole being parallel enough to reverse it on to a screw chuck from the inside. The inside of the lid was sealed (to stop smells penetrating) but not polished. Alan



mounted the lid on the recess and proceeded to turn the top of the lid into a gentle curve. Using a home-made sanding drum, Alan sanded the holes. He also used a cotton bud to seal and wax them.

Alan then turned a finial/handle out of yew. The hole in the top of the finial made

by the tailstock was filled with pencil lead. This makes it look as though it goes right the way through. The hole in the bottom of the finial was filled with a decorative ball. Alan used carnuba wax on the finial to give it a shinier finish. He said a finished item would sell for about £25. Other good woods to use are yew and laburnum. A lighter top and darker base also works.

Supporting makers and small businesses

Join our Community Showcase and have your work featured on our website and social media pages; no fees apply.

- We share a monthly theme
- You submit a relevant piece of work
- Send us links to your online shop and socials
- We'll post it all on our website for free!

Increase your online presence and potentially boost sales!

Turners Retreat
THE WOODWORKERS SOURCE

www.turners-retreat.co.uk

Works submitted must be your own and must be made using at least one product purchased from Turners Retreat.



Scan me!



Dennis Keeling 21/8/13

Hinckley Woodturning Club



Dennis started with a slide show that explained why he started segmented turning and showed many of his award winning pieces. Some of these use alternating layers of plywood and coloured Perspex. After much experimentation, Dennis has found that Five Star Adhesives' "Clear'N'Tuf"



"Clear'N'Tuf" flexible CA (su-

per glue) is the only one that successfully glues these two materials. He gets his Perspex sheets off the internet, at a cost of £12 for a mixed pack of A4 sheets. Perspex sheets must be roughed up for the glue to hold. The plywood must be birch ply, B1, B2 or A grade. Dennis cuts the materials into 8" squares and stacks them 8" high. Before gluing, Dennis marks a circle on one side of the cube. He then transfers these marks across each slice and hollows each slice on the lathe to save time later. The plywood has to be cut from both sides to stop breakout. Dennis only puts glue on the Perspex sheets. The plywood is too absorbent. Dennis lets the cube cure for 24 hours before slicing it diagonally. This produces two bowl blanks. He cuts off the corners and carefully glues on a faceplate. To stop dangerous shards of Perspex from flying off the top, he also glues an MDF ring over the top of the bowl. This will be turned away as late as possible. Wearing a glove to protect his hand, Dennis hollows the inside first using a Simon Hope tungsten carbide tipped tool. He uses a circle template to get the perfect round shape on the inside. This is indicated by a "bullseye" in the plywood rings.



Alan then turned his attention to the spindles between the plates. Using smaller O'Donnell jaws, Alan mounted what looked like a wooden pen

charnwood

Established 1977

Woodworking machinery at its best!

e-mail: sales@charnwood.net

Tel: 01530 516926

www.charnwood.net

We carry an extensive range of Pen Sets, simply match with your favourite blank to create the Perfect Pen

This industrial looking **Warrior Click pen** will impress anyone. The O Rings compliment the look, whilst providing a comfortable writing experience



WC1

Gold

WC2

Gun Metal

WC3

Chrome

This **Hexagonal Click pen** has a rugged design, ready for any tough use.

HC1
Gun Metal

HC2
Chrome



This **Elegant Beauty Twist** is a very stylish pen. Perfect for adding a touch of sophistication



EB1

Gold & Gun Metal

EB2

Antique Bronze

EB3

Rose Copper

A classic antique style pen, the **Spiritual Twist pen** takes you back in time.

ST1
Rose Copper & Gun Metal

ST2
Antique Bronze



Kits are supplied complete, spare parts are also sold separately



Showroom Address: Unit A Cedar Ct, Walker Rd, Bardon Hill, LE67 1TU

Dennis Keeling Demo - continued



A teardrop scraper smoothed the inside. Dennis rough sands the inside and then coats it with Isaac Lord's Mitre adhesive (a type of super glue). This supports the wood fibres allowing a second use of the scraper to produce a finer finish. Another coat of super glue is sanded to 1000 grit to produce a glossy finish. The bowl is parted off and reverse chucked to turn the outside. An MDF cone in the chuck supports the inside.



The outside of the bowl is turned in a similar manner, using bowl gouges, negative rake scrapers and TCT tools. Again, the aim is to get a second bullseye on the outside, before applying a super glue finish.

Some of Dennis' work:



INTRODUCING THE NEW REVOLUTION

The "revolution" is a completely new hollowing system from the world leaders in fine turning tools. From its beautifully-weighted handle to its cryogenically-treated cutting tips the "revolution" is designed to be the finest hollowing tool on the market.

The modular articulated design allows the woodturner the freedom and flexibility to configure the tool for any situation. From straight vases to heavily undercut hollow forms the "revolution" has it covered.

At the heart of the "revolution" is the new fully depth adjustable "super ring" the revolutionary design of the "super ring" ensures clean efficient wood removal at all times with 5 different cutting tips and modular articulation design the revolution is a must have tool for all woodturners.



- Supplied with 5 different cutting tips for unrivalled flexibility.
- Clever modular design allows for many different configurations.
- All collars and coils beautifully machined from solid "marine grade" brass billet.
- High performance cryogenically treated cutting tips for vastly improved wear resistance.
- New adjustable "Super ring" allows ultra efficient wood removal without clogging.
- Slim-line articulated tip design for unrestricted access to those hard to reach cuts.
- Expandable.
- Hand made in Sheffield, England.



Tel. 0114 261 2300
Fax. 0114 261 2305

Web. www.crownhandtools.ltd.uk
Email. info@crownhandtools.ltd.uk



Alan Truman 16/8/2016

Hinckley Woodturning Club Demo



Alan showed us how to turn a two-tier cupcake stand in Sycamore and Yew. He was also selling kits, so we could make one ourselves, for a reasonable £10.

Alan mounted the larger Sycamore blank on a screw chuck and squared up the edge using a 3/8 bowl gouge. He then turned the bottom slightly concave before cutting a chuck recess. Alan left 3/4" of timber outside the recess to act as a foot before creating a gentle ogee curve on the bottom and rounding over the edge. He then power sanded 120 grit to 240

grit, sealed the base with Chestnut sanding sealer (thinned 50/50) and waxed it with Briwax, applied with 0000 wire wool.

After holding the piece using the chuck recess, Alan flattened the face and drilled a centre hole 5/8" wide and approximately 5/8" deep. He then marked the diameter of the central boss, before removing material to leave the centre raised. Alan refined the taper of the centre boss, flattened the plate and left a raised ring around the outside, followed by power sanding. For decoration, Alan burned two rings into the surface of the plate and textured the areas between, before sealing and waxing as before.



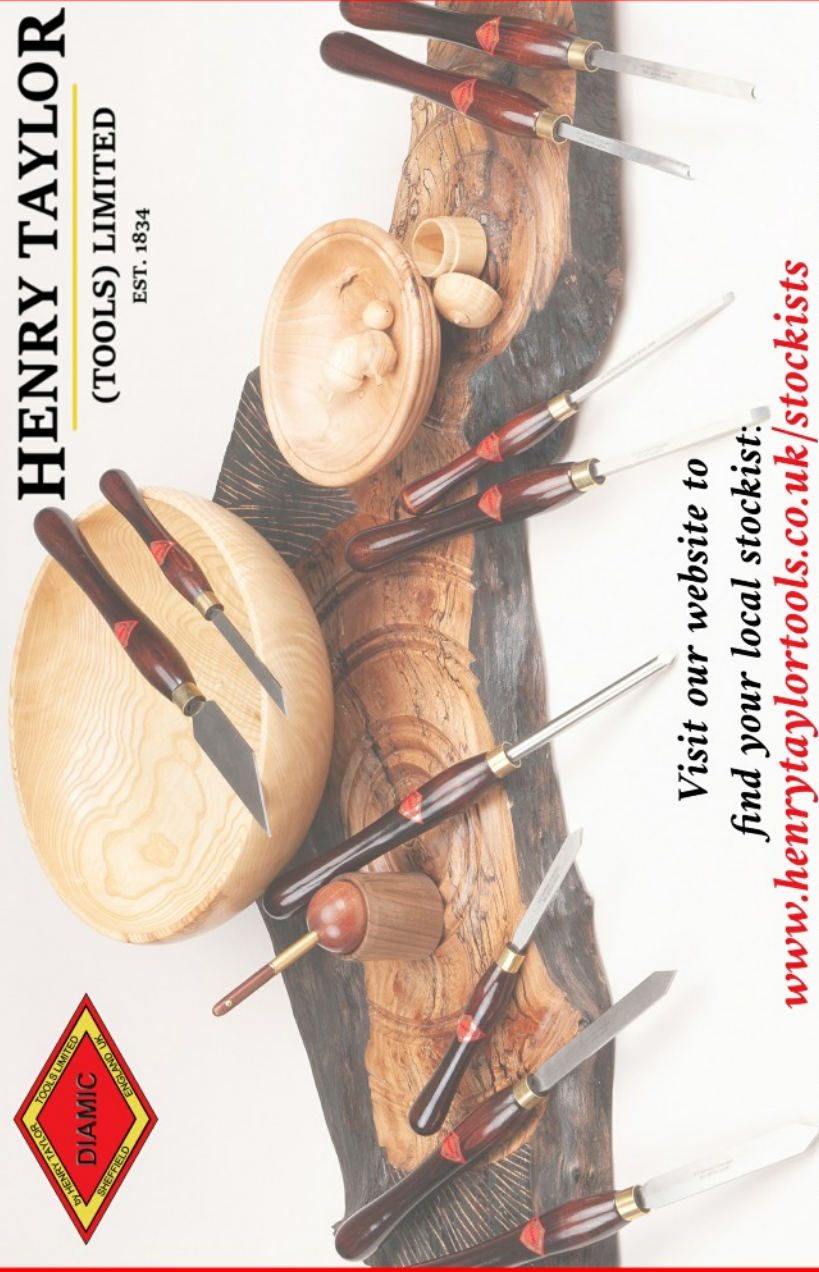
Alan turned the smaller top plate in a similar fashion. Being smaller, the top plate only had one decorative ring and didn't require a foot on the bottom. The central boss was also correspondingly smaller.



HENRY TAYLOR

(TOOLS) LIMITED

EST. 1834



*Visit our website to
find your local stockist:*

www.henrytaylortools.co.uk/stockists

web: www.henrytaylortools.co.uk | email: sales@henrytaylortools.co.uk | tel: 0114 234 0282

Alan Truman Demonstration - continued

For the finial and centre spacer, Alan used a pen blank, mounted between the chuck and tail centre. He used a roughing gouge to turn it to round and a skew chisel to smooth it out. Alan marked a 1/2" long spigot at each end and, using vernier calipers set to 5/8", he cut the spigots to match the holes in the plates. The spigots were finished with a chamfer and under cut to ensure a clean fit to the plate. The shape of the spigot was then cut with a spindle gouge. Alan marked some decorative lines and used a piece of Formica to burn in the lines.



He then sanded 120 grit to 400 grit before sealing and waxing as before. After aligning the grain direction, the spigots were inserted into the holes in the plates. The top spigot only needed one spigot, with a ball on the other end to act as a handle.



KEEP ON TURNING

Discover some of our most popular lathes...

Woodturning Lathes from Axminster Tools

When it comes to woodturning, we know a thing or two about what you need to keep things turning. No matter what level of turning you're at or which style you prefer, we offer a range of woodturning lathes to suit your needs.

From entry level upward to highly sophisticated, we work closely with professional woodturners and trusted suppliers to design, develop and manufacture quality woodturning lathes that you can rely on.



AW205W

Woodturning Lathe

Small, compact and packing with all the features to meet the needs of the keen craft woodturner.

- Distance between centres: 330mm
 - Power: 250W
 - Speed: 750-3,200 rpm
- £239.98** Code: 107699



AW368WL Woodturning Lathe

A turning dream come true; take on larger projects and fulfil long held ambitions.

- Distance between centres: 610mm
- Power: 750W
- Speed: 250-3,550 rpm

£1398.78 Code: 107226



3 YEAR GUARANTEE

Available on all Axminster lathes.



AP350WL

Woodturning Lathe

Tailored to your turning needs, keep it as is or add the optional bed extension to give you even more capacity.

- Distance between centres: 400mm
 - Power: 750W
 - Speed: 80-800 / 170-1,700 / 350-3,700 rpm (var)
- £1049.98** Code: 107655



AP406WL Woodturning Lathe

A popular choice among discerning woodturners; regularly featured on our Woodworking Wisdom channel.

- Distance between centres: 710mm
- Power: 1.5 kW
- Speed: 50-1,250 / 150-3,750 rpm (var)

£2,399.98 Code: 720773

Scan QR or visit axminstertools.com to discover all lathes available. To view the Axminster Tools product range visit one of our stores, search axminstertools.com or call **03332 406406**

Prices valid at time of printing. For up-to-date pricing and for full terms and conditions please visit axminstertools.com. All prices subject to availability and subject to change without notice. E&OE.

AXMINSTER • CARDIFF • HIGH WYCOMBE • NEWCASTLE • SITTINGBOURNE • WARRINGTON



Rated 'Excellent' on Trustpilot

Notices

From Next Year No More Paper Copies of the Newsletter

Printing paper copies of the newsletter (in black and white) costs the club over £400 per year to print. It was decided at the last committee meeting that, *from next year, paper copies will no longer be sent to members*. Make sure that Lee has your email address so that you can continue to receive the full colour newsletter via email. Sorry if this affects you but, with room rent and demonstrator costs rising, the committee felt that we could make better use of the money.

Library News

We now have 65 books to borrow. The charge is £1 per book which is refunded when the book is returned. A list of them all with brief description is available to view on the Club's website.
Contact Graham Jones.

Booking Training Sessions

Michael Archer is now handling all training session bookings.

Please phone him.

Leave a message if there is no answer. Waiting time currently approx 2 months. Do not book a session without Michael's prior agreement.

CHRIS
PARKER

MARY
ASHTON

ANDREW
HALL

GARY
RANCE



WOODTURNING WEEKENDER 5: RETURN TO SPRINGFIELDS

10-11 AUGUST 2024
SPALDING - LINCOLNSHIRE

AMAZING DEMONSTRATIONS! STUNNING DISPLAYS!
IMPRESSIVE ADVICE! MONEY-SUCKING TRADE STANDS!

FEATURING... BEE AND ANDY MATTHEWS • ALAN CRAMER • DAN REES • COLIN WATSON • STEPHEN MADDEN



SOUND &
VISION BY

POPCORN MEDIA • DISPLAYS BY LOCAL CLUBS • AWGB • SUPPORTED BY AXMINSTER TOOLS

CHESTNUT
PRODUCTS

WOODTURNINGWEEKENDER.CO.UK

ORGANISERS RESERVE THE RIGHT TO CHANGE LINE-UP

Activities of other clubs in the Midlands area

As a matter of courtesy and to ensure that there is space available to accommodate members wishing to visit other clubs demo's, please use the contact telephone number where shown.

North Warwickshire & Hinckley Woodturners

Tuesday 5th September Thread Chasing Bob Taylor
Tuesday 19th September Tulips Tony Baxter & John Evans
Contact Steve Obrien 01788-521527

Tudor Rose Woodturners

Thursday 14th September 2023 Hands-On
Thursday 28th September 2023 Ian Ethell
Contact Colin Smith 07939-004375 communications@tudor-rose-turners.co.uk

West Midlands Woodturners

Sunday 17th September Hands On – Christmas Ornaments
Contact John Hooper 0121 354 8464

West Northants Woodturners

Wednesday 6th September Robert Till and September competition
Contact Tom Donnelly 01327 349093

Trent Valley Woodturners

Wednesday 13th September 18:45 Club Meeting
Contact Ian Ethell <https://www.trentvalleywoodturners.co.uk/contact/>



Brought to you by:
HENRY TAYLOR
(TOOLS) LIMITED
EST. 1834

hamlet

CRAFT TOOLS

Find your local stockist at:

www.hamletcrafttools.co.uk/stockists

email: sales@hamletcrafttools.co.uk | tel: 0114 232 1338 | web: www.hamletcrafttools.co.uk

Equipment For Sale

Disclaimer


The club is not responsible for any item appearing on these pages.
The buyer and seller must make their own arrangements as to the condition, suitability, delivery, payment and price etc.



Charnwood W815 wood lathe plus tools and tommy bar operated chuck. £75

Axminster Sieg C0 metal lathe. £275.
Collection only from Thornton, Leicestershire.

Contact Rob Sheehan acting for the seller.



For Sale:- Axminster Craft AC370WL Lathe on its own stand.

To Include: Clubman SK100 Chuck Package with Dovetail jaws, Chuck Key, Faceplate Ring & Worm screw Chuck, 150mm Faceplate, Revolving Centre, Banjo Extension. Knockout Bar & Spanner.

This Lathe has been well looked after and is in excellent condition.

On Sale for £395.

Contact Rod Young if you wish to view.

CHESTNUT FINISHES

Any item from the catalogue can be supplied.

10% discount on Chestnut finishes
for Club members.

Ring: Eric Taylor on 02476 328831



Yandles



**TIMBER SELF-SELECTION CENTRE
TOOLS & MACHINES | ARTS & CRAFTS
GIFT & HOME | SAWMILL | CAFÉ**

**A shopping experience for all in the
Heart of Somerset**

FREE CAR PARKING | OPEN EVERY DAY

📍 Martock, TA12 6JU


☎ 01935 822 207

🌐 www.yandles.co.uk



Equipment for sale - continued

Jubilee Lathe. *Reduced price £350.* See Graham, Lee or Eric. Tools and chuck included. Currently dismantled for storage but was fully working.



**THE MAIL ORDER
ABRASIVE SPECIALISTS**

Sanding needs as much care as construction and design. As much care needs to be taken in sanding as in the construction of a piece of work. A few minutes poor sanding technique can irreversibly destroy great craftsmanship and many hours work.



**THE ULTIMATE ABRASIVE!
RB406 J.FLEX. TRIAL PACK**

1M OF CLOTH EACH OF THE FOLLOWING GRITS

P80, P120, P240 AND P320 **£14.75** INC VAT ORDER CODE **12806 RB406**

J.Flex is the best abrasive for every workshop. It's ideal for turning, woodworking and metal working. The distinctive blue abrasive with the yellow backing is the softest and most flexible abrasive we have ever discovered. The ultimate abrasive for all kinds of wood working especially sanding in acute areas. This cloth can be twisted and folded without grain dis-adhesion. Rolls are 100mm wide. **ALSO AVAILABLE BY THE METRE.**



VELCRO-BACKED ROLLS.

TRIAL PACK 1M OF P100, P150, P240 AND P320 PLUS A SAMPLE STRIP OF VELCRO REPLACEMENT WITH PEEL OFF SELF ADHESIVE BACKING. **£14.75** INC VAT ORDER CODE 13159 ALSO AVAILABLE BY THE METRE. PLUS- IT PAYS TO BUY BIG.

WITH OUR BULK RATE PRICES YOU'LL SAVE MONEY ON THE GRITS YOU USE MOST.

Cut off any length to suit your own sanding application. Every workshop should have at least two or three grades of this to hand. Especially manufactured by Harnes abrasives for us. Ideal for those shop made sanding devices which you can now make to your own specification. Hook and loop, or velcro attachment does away with the unpleasant task of clamping the paper to the machine, allows rapid changing of the sheet and encourages the use of more grits extending the finish quality and life of the abrasive. Rolls are 115mm wide.

For your free catalogue call 01636 688888 or e-mail sales@abrasivesplus.com or visit our on-line shop at www.abrasivesplus.com where all our products are featured and it's free carriage!

CSM ABRASIVES PLUS
TEL- 01636 688888

**UNIT 2 NORTHERN ROAD,
FAX- 01636 688889**

NEWARK, NOTTINGHAMSHIRE, NG24 2EH
sales@abrasivesplus.com

www.abrasivesplus.com

Tony Townsend

Hi Rob.

A couple of things for the newsletter which you may wish to use.

A family member's 18th Birthday is coming up so I have made him a 40 year calendar box from sycamore with a wenge feature.



Also although some members will have already seen the bowl of fruit I made which was on show at Daventry. However, my good lady decided it would look much better if the bowl was on a stand. So out came a piece

of purple heart and she thinks it looks much better and I must agree.

All the best.

Tony Townsend.



**RECORD
POWER**
ESTABLISHED 1909®

THE NEW STANDARD FOR WOODTURNING

We are proud to introduce our new range of turning tools, made in the UK at our in-house production facility. Designed in consultation with and tested rigorously by professional woodturners, they represent a new standard in quality and value.

When you buy a Record Power turning tool you are investing in many years of manufacturing expertise and knowledge from a brand with a rich heritage of woodturning specialisation.

"The new Record gouges have fantastic edge longevity and strong ergonomic handles. All you need in a quality woodturning gouge: stay sharp, feel good and turn well."

Andrew Hall RPT, Professional Woodturner and Tutor



3-Piece HSS Bowl Turning Tool Set

This set contains the three essential tools for bowl turning - 3/8" bowl gouge, 1/2" domed scraper and 3/16" parting tool.

103720



3-Piece HSS Spindle Turning Tool Set

This set contains the three essential tools for spindle turning - 1" spindle roughing gouge, 3/8" spindle gouge and 1/8" parting tool.

103710



Free online educational videos
available at
recordpower.co.uk/turningtools



View our full range at recordpower.co.uk Bowl Gouges | Spindle Gouges | Spindle Roughing Gouges | Skew Chisels | Scrapers | Parting Tools

All prices include VAT, EXL&E.

**MADE IN
BRITAIN**

**MADE IN
SHEFFIELD**

Over
100
years
Experience • Knowledge
Support • Expertise

Incorporating some of the most famous
brands in woodworking, Record Power's
roots stretch back over 100 years.

RECORD POWER

CORONET **STANTONITE**

CamVoc **BLISS**

For more details visit
recordpower.co.uk or
contact your local stockist

RECORD POWER
ESTABLISHED 1909®

Bill Nicholson

Found on Facebook by Bill.

A family stands before a 1,341 year old Sequoia tree known as “Mark Twain”, which was cut down in 1892. The tree, towering at 331 feet in height was brought down by a pair of men who worked for 13 days to saw it by hand.



Editor's Note: Several different versions of this picture exist and the history also differs from Bill's text above. Still impressive!

Coombe Abbey Open Day 28/8/2023



Above - Coombe stand with raffle, charity items, powered lathe and Pole lathe.

Below left - Pat Hanley on the Jet lathe turning a bud vase and spinning tops.

Below right - Phil Steele on his Pole lathe.



Calendar of Events 2023

September 9	Demo by Two Members	Walsgrave
October 20	Paul Fryer	Shilton
December 9	Christmas party 12:30 start	Walsgrave

Calendar of Events 2024

January 6	AGM	Walsgrave
February 16	Ian Ethell of Trent Valley	Shilton
March 16	Chris Parker the bald turner	Walsgrave
April 20	Mick Hanbury	Walsgrave
May 10/11	Woodworks at Daventry	
July 13	TBD	Walsgrave
September 7	TBD	Walsgrave
October 18	Lee Cartwright	Shilton
December 14	Christmas party 12:30 start	Walsgrave

Meeting Locations:

*Walsgrave Baptist Church, 10am - 4pm
Hinckley Road, Coventry, CV2 2EX.*

*Shilton Village Hall, 6:30pm - 9pm
Wood Lane, Shilton, CV7 9JZ*

Next Meeting

Demonstration by Two Club Members
Saturday 9th September at Walsgrave Baptist Church
10 am - 4pm

Coming up

Friday October 20th Demonstration by Paul Fryer