

Coombe Abbey Woodturners NEWSLETTER

October



2024

This Month's Sponsor



DATA PROTECTION

Your personal details are held on a computer belonging to an officer of the Coombe Abbey Woodturners. Your details are purely for the use of the Club, and are not passed to any third party. If you object to your name, address and telephone number being held on a computer belonging to an officer of the Club, then please write to any member of the committee.

HEALTH & SAFETY NOTICE

Woodturning can be dangerous! Always follow the manufacturers' instructions and safety advice when operating power tools. Never try the techniques shown at our demonstrations or in our Newsletter if you are unsure or the procedure does not feel safe. Always use the guarding and other safety equipment.

The Club takes reasonable care to operate and instruct in a safe manner and strongly recommends all members to follow the Club's Health and Safety rules and the guidance notes that the AWGB issue in their Revolutions magazine from time to time.

Committee Members and Contacts

Chairman	Graham Ball
Vice Chairman	Giles Headley
Treasurer & Membership Secretary	Lee Cartwright
Secretary	Rod Young
Events Secretary	Patrick Byrne
Library Custodian	Peter Orange
Newsletter/Web Site Editor	Rob Sheehan
	Graham Cashmore
	Pat Hanley
Training Coordinator	Michael Archer

Website: <https://www.coombeabbeywoodturners.org>

**Copy Deadline for the November issue of the Newsletter is:-
Friday 25th October 2024**

**Please forward your News, Stories and Photographs to:-
Robert Sheehan- Newsletter Editor -
M: 07905 185122. E-mail: robsheehan@virginmedia.com**

© Copyright Coombe Abbey Woodturning Club 2024

The content of this newsletter must not be copied or reproduced without the written permission of the newsletter editor.

In This Issue	Page
Chairman's Jottings	4
One Line Philosopher	5
This Month's Sponsor	6
Steve Heeley Demo	8
Eric Taylor Memorial Trophy Winner	22
Alan Roberts' Work	24
Malc Waters' Work	26
For Sale	28
Christmas Competitions	32
Donation of Wood	33
Donation of Lathe	33
Notices	34
Activities at Other Clubs	35
Calendar Of Events	36

Advertisers	Page
Turners Retreat	7
Charnwood	9
Crown Hand Tools	11
Henry Taylor	13
Chestnut Products	15
Hamlet	17
Yandles	19
CSM Abrasives Plus	21
Record Power	23
Proops Brothers	25
TMS Volvo	27

From the Editor



Welcome to the October newsletter. Inside you will find my report on the demonstration by Steve Heeley on page 8.

John Whittle was the first winner of the new Eric Taylor Memorial Trophy. See page 22.

Members' Work - Alan Roberts is on page 24.

Members' Work - Malc Waters is on page 26.

The Christmas competitions are listed on page 32. Please have a go.

Our next demonstration is on Friday October 18th at Shilton Village Hall from 6:30 pm to 9 pm, when club member Lee Cartwright will be our demonstrator. Please come along and boost the numbers.

Coombe will be at Lutterworth Leisure Centre on Saturday September 28th. No demonstrations but we will be showing our wares and promoting the club.

Regards

Rob

Chairman's Jottings

Hello to all,

Have you been doing much in your workshops lately? We have had some really warm weather but recently there has been a chill in the air. I have finally got around to finishing off a piece that I had on the lathe for quite some time. As you probably know, I do a bit of segmented turning



and so I needed to have a warm workshop so that the glue I use would cure quicker. Cold glue takes ages to cure. I will write an article on this for Rob our newsletter editor, to include in the November issue.

We had a demonstration by Steve Heeley at Walsgrave Baptist Church on Saturday 7th September and I am sure Rob will include a review of this for you to read in this newsletter if you were not able to attend this event. Attendance was very low again which was a shame because we were all treated to an excellent demo once again by Steve. I came away at the end of the day feeling as if I had received a great days entertainment and picked up quite a few tips on woodturning.

Our next meeting will be at Shilton Village Hall when our own Lee Cartwright will be demonstrating his skills to us. I do urge you to come along and support Lee and the club at this event. I am sure you will not be disappointed.

We are now looking forward to the Christmas party on 14th December at Walsgrave Baptist Church. Yes I know it seems a long way into the future but plans for this have to be made well in advance and if you can attend, please give your name to Lee Cartwright as soon as possible, to assist Jill Steedman who again will be organizing the catering arrangements.

At this event we will also have the annual turning competitions and you will see what items are required for these further in these pages of the newsletter. I urge you to come along and take part and enter any or all of the competitions available to you. Giles Headley will be organizing these again this year.

Looking even further ahead our AGM will take place at Walsgrave Baptist Church on Saturday 4th January 2025 starting at 10am.

Please put this date in your diary or add to your calendar. This is probably the most important meeting of the year, when you can have your say on how the club is run. We need your ideas on how to increase attendance at our meetings among other important issues. It is also the time to elect a committee for running the club in 2025. There will be a few vacancies to fill, so if you feel passionate about the club, why not volunteer to join the committee. You will be made very welcome.

Speaking about the committee brings me on to another, not so happy subject. Three members of the present committee have had health issues recently which I won't go into detail but I am sure you will join me in wishing Graham Cashmore, Lee Cartwright and Rod Young a speedy return to good health.

All for now, and I hope to see you all soon.
Keep those bevels rubbing.

Regards
Graham

One Line Philosopher:

"Fate chooses our relatives, we choose our friends"

Jacques Delille

This Month's Newsletter Sponsor.

Turners Retreat

I am very pleased to welcome Turners Retreat once again as a sponsor of this monthly Newsletter magazine. As an occasional visitor to their shop in Howarth, I can testify to the wide range of quality tools, machinery, accessories, project kits and timber that is available. They also run courses if you are short of Christmas present ideas!

Editor

Turners Retreat (A Company Profile)

At Turners Retreat, we proudly support woodturners and craftspeople. We provide a diverse product range, along with reliable advice and excellent service, to build long-lasting relationships with our customers.

Based in Harworth, near Doncaster, we stock a wide variety of state-of-the-art lathes and machinery manufactured by well-known brand names, such as NOVA, JET and Record Power. We also have an extensive range of tools made by wood working manufacturing specialists, Robert Sorby, that are available to buy in-store and on our website.

We're extremely proud of our timber room too! It has everything from beech to mahogany, wild mango to yellow boxwood and pink ivory to purpleheart. We have wood species suitable for every type of project. Not forgetting, our huge range of pen kits, blanks and project kits which will keep you busy for hours on end! They're perfect for making handcrafted gifts or items to sell at craft fairs.

Turners Retreat, Unit 2 Faraday Close, Harworth, Doncaster,
Nottinghamshire, DN11 8RU

Tel: 01302 744344

Email: eshop@turners-retreat.co.uk

For more information visit <https://www.turners-retreat.co.uk/>

Supporting makers and small businesses

Join our Community Showcase and have your work featured on our website and social media pages; no fees apply.

- We share a monthly theme
- You submit a relevant piece of work
- Send us links to your online shop and socials
- We'll post it all on our website for free!

Increase your online presence and potentially boost sales!



Scan me!

Turners Retreat
THE WOODWORKERS SOURCE


www.turners-retreat.co.uk



Works submitted must be your own and must be made using at least one product purchased from Turners Retreat.

Demonstration by Steve Heeley 7/9/24

Steve's first project was a hollow form in Oak.




Starting with a log about 12" long and 4" diameter, he used a Spindle Roughing Gouge to remove the bark and turn it to round. Steve used a Parting Tool to clean up the tail stock end and to cut a chucking spigot. Steve used calipers to ensure the spigot was the correct size. He then used a skew chisel to dovetail the spigot.



Mounting the piece in a chuck, Steve turned another dovetail spigot at the tail stock end. Steve marked a line approximately 1/3 along the blank. This would be the top of the vase. He also marked the waste wood at the end.



Steve then parted off the top of the vase and began to shape the body with a Spindle Gouge.



Introducing our new Universal Dust Hood Holder for Lathes.

This bracket will fit onto most lathes with a cast iron bed.

Adjustable arm allows for the hood to be positioned in any position to suit the size of timber you are using.

Suitable to be used on all Charnwood lathes.



£65.00

UDH001

Universal Dust Holder Bracket

You can make your own hood to suit your needs or use one of our Dust Hoods with a 100mm diameter outlet



£70.00

UDH002

Universal Dust Holder Bracket & DH250 Dust hood



£85.00

UDH003

Universal Dust Holder Bracket & DH410 Dust Hood



Steve Heeley Demonstration - continued

Steve then drilled down the vase using a drill bit fixed in a handle. This is quicker and easier than using a Jacob's chuck. He then hollowed out the vase first using a spindle gouge then using a Simon Hope hollowing tool. He left a re-



cess at the top of the vase for the lid.

Steve then started on the separate top of the vase. He cut a spigot to fit into the recess on the vase body and drilled through the centre. He then started to shape the neck of the vase.



Steve glued the vase top to the body using super glue, making sure the grain was aligned. He sometime hides the join with a v-cut or texturing.



INTRODUCING THE NEW REVOLUTION

The 'revolution' is a completely new hollowing system from the world leaders in fine turning tools. From its beautifully weighted handle to its cryogenically treated cutting tips the 'revolution' is designed to be the finest hollowing tool on the market.

The modular articulated design allows the woodturner the freedom and flexibility to configure the tool for any situation. From straight vases to heavily undercut hollow forms the 'revolution' has it covered.

At the heart of the 'revolution' is the new fully depth adjustable 'super ring' the revolutionary design of the 'super ring' ensures clean efficient wood removal at all times with 5 different cutting tips and modular articulation design the revolution is a must have tool for all woodturners.



- Supplied with 5 different cutting tips for unrivalled flexibility.
- Clever modular design allows for many different configurations.
- All collars and collars beautifully machined from solid 'marine grade' brass billet.
- High performance cryogenically treated cutting tips for vastly improved wear resistance.
- New adjustable 'Super ring' allows ultra efficient wood removal without clogging.
- Slim-line articulated tip design for unrestricted access to those hard to reach cuts.
- Expandable.
- Hard made in Sheffield, England.



Tel. 0114 261 2300
Fax. 0114 261 2305

Web. www.crownhandtools.ltd.uk
Email. info@crownhandtools.ltd.uk



Steve Heeley Demonstration - continued

Steve shaped the neck further and curved the top down to the centre hole. He further refined the shape of the body and parted off.



To finish the base, Steve made a jam chuck to hold the top while the tail stock supported the base. He carefully dished the base to make its thickness the same as the side walls of the vase.



The completed vase. An oil finish will be applied later.



A vase completed earlier. Ebonised, gilt cream and texturing.





HENRY TAYLOR

(TOOLS) LIMITED

EST. 1834



*Visit our website to
find your local stockist:*

www.henrytaylortools.co.uk/stockists

web: www.henrytaylortools.co.uk | email: sales@henrytaylortools.co.uk | tel: 0114 234 0282

Steve Heeley Demonstration - continued

Steve's second piece was a Satin Bowl on a Stand. Starting with a Tulipwood bowl blank approximately 9" round by 4" deep, he mounted it on a screw chuck and brought up the tail stock for support. Steve turned a chucking spigot on the base before shaping the outside. The spigot will be removed later.

Holding it on the spigot, Steve turned the rim slightly concave and hollowed out the bowl.



Using a Dremel-type tool, fitted with a carving hand piece (cutter reciprocates rather than rotates), Steve carved vines free hand. He did this with the bowl off the lathe and while seated for maximum control.



The finished bowl. Unfortunately, woodworm had penetrated deep into the timber and was visible on the surface of the rim.



See
**US Stockist
Enquiries Welcome.
Tel/Fax 888-631-8311**



CHESTNUT

P R O D U C T S

first for finishes

Lacquers

Polishes

Waxes

Polish Enhancers

Wood Treatments

Polishing Brushes

Abrasives

Stains

Thinners

Applicators

Superglues

Buffing Systems

Acrylic Blanks

...and much more



Used by woodturners of all abilities throughout the UK and the world, the Chestnut Products range of top quality finishes gives outstanding results every time; whatever you are making and whatever your preferred finishing system there is bound to be something in our range to meet your needs.

*See your local stockist for more information
or for a catalogue/price list contact us at:*

Chestnut Products

**PO Box 260, Stowmarket,
IP14 9BX**

Tel: 01473 890 118 Fax: 01473 206 522

**www.chestnutproducts.co.uk
mailroom@chestnutproducts.co.uk**

Stockist enquiries welcome

Steve Heeley Demonstration - continued

The stand for the bowl was turned from a block of Oak. Steve turned it to round and tapered it from 3" at the head stock end, to 1 1/2" at the tail stock end. He then dished the end to match the curve of the bowl.



Steve said he could ebonise the stand or texture it but instead, he burnt two decorative rings top and bottom. He then parted off.



The finished bowl on a stand.





Brought to you by:
HENRY TAYLOR
(TOOLS) LIMITED
EST. 1834

hamlet


CRAFT TOOLS

Find your local stockist at:
www.hamletcrafttools.co.uk/stockists


email: sales@hamletcrafttools.co.uk | tel: 0114 232 1338 | web: www.hamletcrafttools.co.uk

Steve Heeley Demonstration - continued

Steve's kept us guessing for his last project of the day. Starting with a spindle blank of Ash 7" long by 3" square, he turned it to round and reduced the diameter to 2". He then shaped the outside of the bowl.




Steve then hollowed it out. At this point, it could be a goblet but some people said (correctly) that it was going to be a scoop.



After hollowing, Steve shaped the handle.

He said the scoop could be cut with a saw but Steve used a sanding disc fitted in the lathe head stock.



A scoop must be finished with a food safe finish.



Yandles

TIMBER & SAWMILL



SAWMILL

SELF-SELECT



**BOWL BLANKS CUT TO SIZE
AND MUCH MORE!**

Martock
Hurst
TA12 6JU
Yandles.co.uk
01935 822207

**Open 7 Days
Free Parking**

Some of Steve Heeley's Work



Sanding needs as much care as construction and design. As much care needs to be taken in sanding as in the construction of a piece of work. A few minutes poor sanding technique can irreversibly destroy great craftsmanship and many hours work.



THE ULTIMATE ABRASIVE! RB406 J.FLEX. TRIAL PACK

1M OF CLOTHLINEACH OF THE FOLLOWING GRITS

P80, P120, P240 AND P320 **£14.75** INC VAT ORDER CODE **12806 RB406**

J.Flex is the best abrasive for every workshop. It's ideal for turning, woodworking and metal working. The distinctive blue abrasive with the yellow backing is the softest and most flexible abrasive we have ever discovered. The ultimate abrasive for all kinds of woodworking, especially sanding in acute areas. This cloth can be twisted and folded without grain dis-adhesion. Rolls are 100mm wide. **ALSO AVAILABLE BY THE METRE**



VELCRO-BACKED ROLLS.

TRIAL PACK 1M OF P100, P150, P240 AND P320 PLUS A SAMPLE STRIP OF VELCRO REPLACEMENT WITH PEEL OFF SELF ADHESIVE BACKING. **£14.75** INC VAT ORDER CODE 13159 ALSO AVAILABLE BY THE METRE. PLUS- IT PAYS TO BUY BIG. WITH OUR BULK RATE PRICES YOU'LL SAVE MONEY ON THE GRITS YOU USE MOST.

Cut off any length to suit your own sanding application. Every workshop should have at least two or three grades of this to hand. Especially manufactured by Harnes abrasives for us. Ideal for those shop made sanding devices which you can now make to your own specification. Hook and loop, or velcro attachment does away with the unpleasant task of clamping the paper to the machine allows rapid changing of the sheet and encourages the use of more grits extending the finish quality and life of the abrasive. Rolls are 115mm wide.

For your free catalogue call 01636 688888 or e-mail sales@abrasivesplus.com or visit our on-line shop at www.abrasivesplus.com where all our products are featured and it's free carriage!

CSM ABRASIVES PLUS UNIT 2 NORTHERN ROAD, NEWARK, NOTTINGHAMSHIRE, NG24 2EH
TEL - 01636 688888 FAX - 01636 688889 sales@abrasivesplus.com www.abrasivesplus.com

Eric Taylor Trophy

During the lunch break, Steve Heeley judged the items on the display table. The winner was John Whittle and his Blackberry decorated platter. John was awarded the new Eric Taylor Memorial Trophy (a cut glass vase) which he can keep until the Christmas Party.



**RECORD
POWER**
ESTABLISHED 1909®

THE NEW STANDARD FOR WOODTURNING

We are proud to introduce our new range of turning tools, made in the UK at our in-house production facility. Designed in consultation with and tested rigorously by professional woodturners, they represent a new standard in quality and value.

When you buy a Record Power turning tool you are investing in many years of manufacturing expertise and knowledge from a brand with a rich heritage of woodturning specialisation.

"The new Record gouges have fantastic edge longevity and strong ergonomic handles. All you need in a quality woodturning gouge: stay sharp, feel good and turn well."

Andrew Hall RPT, Professional Woodturner and Tutor



3-Piece HSS Bowl Turning Tool Set

This set contains the three essential tools for bowl turning - 3/8" bowl gouge, 1/2" domed scraper and 3/16" parting tool.

103720



3-Piece HSS Spindle Turning Tool Set

This set contains the three essential tools for spindle turning - 1" spindle roughing gouge, 3/8" spindle gouge and 1/8" parting tool.

103710



Free online educational videos
available at
recordpower.co.uk/turningtools



View our full range at recordpower.co.uk Bowl Gouges | Spindle Gouges | Spindle Roughing Gouges | Skew Chisels | Scrapers | Parting Tools

All prices include VAT, EXL&E.

**MADE IN
BRITAIN**

**MADE IN
SHEFFIELD**

Over
100
years

Experience • Knowledge
Support • Expertise

Incorporating some of the most famous
brands in woodworking, Record Power's
roots stretch back over 100 years.

RECORD POWER

CORONET STANTWIRE

CamVic BURGESS

For more details visit
recordpower.co.uk or
contact your local stockist

RECORD POWER
ESTABLISHED 1909®

Members' Work - Alan Roberts


This month, I have a fun piece made by Alan Roberts. Thanks to Peter and Audrey Wright for persuading Alan to send in this piece.

Hello, my name is Alan Roberts. I joined the Coombe Abbey Woodturners a few years ago and usually attend the workshop every other Tuesday with Peter Wright, a long term member.

With Peter's guidance along, with much encouragement from Eric Taylor and Graham Cashmore, I have honed my skills and techniques to be able to follow an idea that I had seen on the Internet. Recently I decided I would like to make something for my sister Margaret who lives in the Ramsgate area. My wife Joan, suggested I make her a clown clock. She had seen some ideas on the Internet. I did a sketch of the clown to incorporate the black clock face I had purchased, in order to get the sizing and the balance in proportion. The main body was turned from Elm, the face and bow from Sapele and the hat from Oak. Surprising what you can make out of a few off cuts sitting around the workshop. Upon assembling, I decided to paint the hat and feet in black to complement the clock face. Initially I did it in matt black and was disappointed, so then I applied a coat of gloss and I am very pleased with the result. My sister recently visited us for a few days and was absolutely delighted with the finished article. As with all wood turners, you make something different and everyone wants one. So version 2 is already being primed and ready to turn. The down side is I am having difficulty sourcing a black clock face, any suggestions.



Sharpening jigs



Gouge sharpening Jig / Honing Guide for arc shaped blades. W8065

Gouges & Carvers



Pyrography sets



Calipers & Dividers



View our website for 1000's of woodworking, craft and hobby tools

proopsbrothers.com

tel: 0116 2403400

Members' Work - Malc Waters

Hi Robert ,

Here are 2 lamp bases I made recently for some friends. My friends spent some time in India and brought back 2 large lamps with dark wooden bases. I'm not sure what wood it is but, as you can see from the picture, the first one had seen better days.

I purchased 2 bowl blanks of Sapele from Stiles and Bates. The turning was relatively straightforward but I have neither the skill nor the tools to replicate the lattice work. My friends were content with just a turned item.

Once 1 was completed, it was just a matter of replicating it a second time. I think my friends intend to stain the bases darker.

Thanks,
Malc Waters

Right - the damaged base to be replaced.

Below - the new base.

Below Right - the new base in use.



V O L V O

Let **TMS** look after your Volvo

SALES // SERVICE
PARTS // ACCESSORIES

With over 300 years combined experience of working with Volvo, nobody knows your Volvo like **TMS**.

With award-winning levels of customer service and state-of-the-art facilities at Trinity Marina, what ever your Volvo requirements, the **TMS** team can deliver.



QUALITY • CARE • PERSONAL SERVICE



Coventry: TEL. **02476 303132**

Hinckley: TEL. **01455 632478**

Leicester: TEL. **0116 2758800**

www.tmsmotorgroup.co.uk/volvo

Equipment For Sale

Disclaimer

The club is not responsible for any item appearing on these pages. The buyer and seller must make their own arrangements as to the condition, suitability, delivery, payment and price etc.

Peter Smith - Items For Sale

For sale: an Axminster Awwsl100 lathe with two chucks and various other things. A set of Henry Taylor chisels and an Axminster Dust extractor Awede2. I'm looking for £750 Ono. I'm in Nuneaton.
Contact: petersmith11353@gmail.com



Equipment for sale - continued

Trent Valley Woodturners - Six Lathes For Sale

Trent Valley Woodturners have six identical lathes for sale for **£850** each. The lathes will be available around mid August.

The lathes are not badged but are almost equivalent to the Sturmer Holzstar DB 1202 lathe. These are on sale in this country by at least 3 dealers priced new between £2700 and £3000+. Manuals for the lathes are also available free on the Internet.

Our lathes are about 10 years old, the only differences I can see are the new DB1202 have a turning wheel on the left of the head stock and an emergency stop on the top of the head stock.

Our workshop is in Kegworth on the village hall site. If you wish to inspect the lathes, please get in touch and I will arrange a suitable time. The lathes will come with a chuck, faceplate, tool rest and rotating centre. The Camvac and the castor system are not included in the sale.

Keith Hicklin. Secretary. trentvalleywoodturners@outlook.com



Equipment for sale - continued

FOR SALE (Due to upgrading to a Herald)

Record Power CL1 lathe (bought 2020) £350

Fitted with Speed Genie variable speed unit (2023).


Also has new quick release banjo.

Bench mounting

To include some MT1 centres with a 2MT adaptor and 2 gouges.


Collection only, from Narborough, Leicestershire

Contact Giles Headley in first instance.



Equipment for sale - continued

Jubilee Lathe. *Reduced price £350.* See Graham or Lee. Tools and chuck included. Currently dismantled for storage but was fully working.



Christmas Competitions

The committee has decided on the items to be turned for the Christmas Party competitions this year. The majority of any competition item must be turned.

Rhodes' Trophy

Open to anyone who has not won this trophy before.
Any turned item.

Austin's Trophy

Open to anyone.
A bowl.

John Bradbury Memorial Trophy

Open to anyone.
A hollow form.

Jim Elliott Trophy

Open to anyone.
A clock.

Roger Warren-Finding Shield (Woodturner of the Year)

Open to anyone.
Any turned item.

Roy Nichols Trophy

Awarded to the person who takes second place in the Roger Warren-Finding Shield competition.

Donation of Wood

As a named contact for both the North Warwickshire & Hinckley Woodturning Club and the Coombe Abbey Woodturning Club, I sometimes get contacted by people who have wood that they want to donate to the club. Recently, Colin Pack (former Coombe chairman) got in touch. He has donated a shed load (literally) of seasoned timber due to his age and health. The timber has been shared between the two woodturning clubs and Bulkington Volunteer Friends (a charity workshop). Many thanks to Colin for his very kind donation.

I also had a call from John Nichols, about some Laburnum that he had cut up to burn but couldn't (it gives off poisonous fumes). This was all donated to Coombe. Thanks John.

Rob Sheehan

Donation of Lathe

Ivan Kent got in touch with Coombe. He had a Record Power CL1 lathe and accessories to donate to the club. His request was that it go to a "deserving woodturner".

After consultation with the committee, it has been given to 11 year old club member Dexter, on permanent loan. As you will have seen from previous newsletters, Dexter is a very keen student of mine, who has turned several items during our training sessions at Coombe.

Ivan was pleased that it had gone to a young club member.

Thanks Ivan

Rob Sheehan

Notices

Booking Training Sessions

Michael Archer is now handling all training session bookings.

Please phone him on 02476 448311.

Do not book a session without Michael's prior agreement.

Donations Needed

Members are also asked to provide charity items for events and the display cabinet at the Coombe workshop. Raffle prizes are also needed for the Christmas Party.

50/50 Raffle

Last month's winner was Brian Edwards.

AWGB Subscriptions

The AWGB annual subscription has increased from £21 to £24.

Coombe Library

Peter Orange has taken over the running of the library from Gary Jones. See the contact information at the front of this newsletter (members only) if you want to reserve a book. From time to time, Peter will also bring the books to demonstrations. Thanks to new member Elizabeth Yates for donating some books to the library.

BOND STREET TROPHIES LTD

01455 890007
www.bondstrophies.com

Specialists in Engraving, Trophies, Medals, Glassware, Corporate Awards,
Sports Equipment, Garment & Workwear Printing & Giftware.

Activities of other clubs in the Midlands area

As a matter of courtesy and to ensure that there is space available to accommodate members wishing to visit other clubs demo's, please use the contact telephone number where shown.

North Warwickshire & Hinckley Woodturners

Tuesday October 1 Demonstration Bob Smith, Hanging Vessel

Contact Steve Obrien 01788-521527

Tudor Rose Woodturners

Thursday 10 October Stan Bird Demonstration

Thursday 24 October Peter Carless Demonstration

Contact Colin Smith 07939-004375 communications@tudor-rose-turners.co.uk

West Midlands Woodturners

Sunday 20th October Demonstration – Darren Breeze

Contact John Hooper 0121 354 8464

West Northants Woodturners

Wednesday 2nd October Bryan Brumfield

Wednesday 16th October Viv Harvey and Ian George

Contact Tom Donnely 01327 349093

Trent Valley Woodturners

Wednesday 9th October Club meeting and demonstration

Contact Ian Ethell <https://www.trentvalleywoodturners.co.uk/contact/>

Calendar of Events 2024

Saturday January 6	AGM	Walsgrave
Saturday January 13	Display/Demo at Warwick Racecourse	
Friday February 16	Ian Ethell	Shilton
Saturday March 16	Chris Parker	Walsgrave
Saturday April 20	Mick Hanbury	Walsgrave
Friday/Saturday May 10/11	Woodworks at Daventry	
Saturday/Sunday July 6/7	Godiva Festival	
Saturday July 13	Gary Rance	Walsgrave
Bank Holiday Sunday/Monday 25/26 August	Coombe Workshop	
Saturday September 7	Steve Heeley	Walsgrave
Friday October 18	Lee Cartwright	Shilton
Saturday December 14	Christmas party 12:30	Walsgrave

Meeting Locations:

*Walsgrave Baptist Church, 10am - 4pm
Hinckley Road, Coventry, CV2 2EX.*

*Shilton Village Hall, 6:30pm - 9pm
Wood Lane, Shilton, CV7 9JZ*

Next Meeting

**Friday October 18th
Lee Cartwright
Shilton Village Hall
6:30 pm to 9 pm**

Coming up

Christmas Party Saturday December 14th