

Coombe Abbey Woodturners NEWSLETTER

October



2023

This Month's Sponsor



DATA PROTECTION

Your personal details are held on a computer belonging to an officer of the Coombe Abbey Woodturners. Your details are purely for the use of the Club, and are not passed to any third party. If you object to your name, address and telephone number being held on a computer belonging to an officer of the Club, then please write to any member of the committee.

HEALTH & SAFETY NOTICE

Woodturning can be dangerous! Always follow the manufacturers' instructions and safety advice when operating power tools. Never try the techniques shown at our demonstrations or in our Newsletter if you are unsure or the procedure does not feel safe. Always use the guarding and other safety equipment.

The Club takes reasonable care to operate and instruct in a safe manner and strongly recommends all members to follow the Club's Health and Safety rules and the guidance notes that the AWGB issue in their Revolutions magazine from time to time.

Committee Members and Contacts

Chairman	Graham Ball
Vice Chairman	Giles Headley
Treasurer & Membership Secretary	Lee Cartwright
Secretary	Rod Young
Events Secretary	Eric Taylor
Newsletter/Web Site Editor	Rob Sheehan
	Graham Cashmore
	Peter Orange
	Pat Hanley
Training Coordinator	Michael Archer
Library Custodian	Gary Jones

Website: <https://www.coombeabbeywoodturners.org>

**Copy Deadline for the November issue of the Newsletter is:-
Monday 23rd October 2023**

**Please forward your News, Stories and Photographs to:-
Robert Sheehan- Newsletter Editor -
M: 07905 185122. E-mail: robsheehan@virginmedia.com**

© Copyright Coombe Abbey Woodturning Club 2023

The content of this newsletter must not be copied or reproduced without the written permission of the newsletter editor.

In This Issue	Page
Chairman's Jottings	4
One Line Philosopher	5
This Month's Sponsor	6
Phil Steele Demo	8
Peter Wright Demo	12
Workshop Training	16
Raffle 1st Prize Winner	16
Mini Windsor Chair	18
Notices	20
Activities at other clubs	22
Equipment For Sale/Wanted	24
Members' Work	28
Calendar Of Events	32

Advertisers	Page
TMS Volvo	7
Turners Retreat	9
Charnwood	11
Crown Hand Tools	13
Henry Taylor	15
Axminster Tools	17
Chestnut Products	19
Hamlet	21
Yandles	23
CSM Abrasives Plus	25
Record Power	27
Proops Brothers	29

From the Editor



Inside you will find my report from the morning demonstration by Phil Steele and the afternoon demonstration by Peter

Wright. It was a very interesting demo even if everything didn't quite go to plan.

Most of the raffle prizes have now been collected. You can see a picture of the 1st prize winner on page 16.

The Christmas competitions can be found on page 20. As well as the usual trophies, there is a new one, the "John Bradbury Memorial Trophy", to be won.

Our next demonstration is on Friday 20th October. Club member Paul Fryer will be demonstrating from 6:30pm to 9pm. Please show support for your fellow club members and attend the demo.

Remember to let Lee know if you want to attend the Christmas party on Saturday December 14th. By popular vote, this will be a full Christmas dinner at a cost of £15 per person.

Eric has now got a full line up of demonstrators for 2024. See the back page for details.

Rob

Chairman's Jottings

Hello to all our members,

We were treated to a days demonstrations by Phil Steele and Peter Wright in September at Walsgrave Baptist Church. I enjoyed the day very much and



hope those who attended did too. I have demonstrated myself in the past at our own club and at many other clubs up and down the country, so I know how stressful it can be but also very rewarding. It is very pleasing to meet people in other clubs who remember your demonstration with pleasure, months and sometimes years after the demonstration took place.

I meticulously planned out my demonstrations and always had a checklist of items and pieces of equipment that I would need on the day. This list was used to make sure everything was loaded into the car before starting out and hopefully checked back into the car at the end of the demonstration, but unfortunately occasionally something did go missing. Also things can go wrong on a demonstration. We are all human and timber etc., does sometime have a will of its own but usually unforeseen happenings can be overcome.

Our next meeting is on Friday 20th October at Shilton Village Hall when Paul Fryer will be demonstrating his skills. Paul has demonstrated to us before and we have enjoyed it, so I am sure we will have a good demo again from Paul.

We are now taking names for the Christmas Party which takes place on Saturday 9th December at Walsgrave Baptist Church. This year Jill Steedman and helpers are putting on a hot meal of Turkey and all the trimmings for us, this will be a grand spread and obviously will cost more per individual than the buffet meals we have had previously but at £15 per head I am sure you will agree is very good value for money. The day will also include the annual competitions which are listed in these pages of the newsletter so please make sure you enter a piece and you could win one of the trophies.

At this event we will also be presenting the Air Ambulance with a cheque being the total sum raised for this charity over the past twelve months. Over the years we have raised enough money to fund many lifesaving missions which should make all of us in the club very proud.

(Names for the party please to Lee Cartwright)

Eric Taylor our events secretary tells me he has now completed the task of arranging all the demonstration dates and demonstrators for 2024 so keep an eye peeled for these which are to be announced in the forthcoming newsletters. Please make sure like me, you put all these dates in your diary so that holidays etc., can be taken to avoid clashing with a club meeting.

One final thing. If you are a Coombe Abbey Woodturners member ordering tools or materials from Axminster you can quote the clubs account number to get a discount, For this number contact either Eric Taylor or myself. You will find our contact telephone number on page two of this Newsletter.

All for now, and I hope to see you all soon.

Keep those bevels rubbing

Regards

Graham

One Line Philosopher:

Most of the aged know what it is to have been young and silly, but none of the young know what it is to be old and wise.

Harold Macmillan

This Month's Newsletter Sponsor.

TMS Volvo

I am very pleased to welcome TMS Volvo once again as a sponsor of this monthly Newsletter magazine. TMS are a great place to start when looking for new and used quality cars. They also stock a large range of spares and accessories.

TMS Volvo(A Company Profile)

Editor

TMS Volvo offers a unique personal service delivered with care and quality that makes us stand out from the crowd

As a family owned and run business we differentiate ourselves from other motor retailers by exceeding our customers' expectations.

At TMS Volvo we are proud to offer the latest Volvo models from the esteemed Swedish automaker and a wide selection of Volvo Approved pre-owned vehicles, as well as financing options and aftersales services. We pride ourselves on our friendly and knowledgeable staff, who help customers find the perfect Volvo for their needs.

Our team of experts is dedicated to providing you with the highest level of customer service, whether you're in the market for a new Volvo or need service for your current one.

With the vast amount of Volvo experience at our retailers in Hinckley, Coventry, and Leicester totaling over 300 years, together with the knowledge, skills, and professionalism, the team brings TMS Volvo aims to consistently provide top levels of service to all those clients who visit their business.

And with our wide selection of Volvo cars and our excellent customer service, TMS Volvo is a great choice for anyone looking to buy a Volvo.

Trinity Marina, Coventry Road, Hinckley, LE10 0NF

Sales: 01455 632478

For more information visit <https://www.tmsmotorgroup.co.uk/volvo>

Let **TMS** look after your Volvo



SALES // SERVICE PARTS // ACCESSORIES

With over 300 years combined experience of working with Volvo, nobody knows your Volvo like **TMS**.

With award-winning levels of customer service and state-of-the-art facilities at Trinity Marina, what ever your Volvo requirements, the **TMS** team can deliver.

*Call in and
see us soon!*



QUALITY • CARE • PERSONAL SERVICE



Coventry: TEL. **02476 303132**

Hinckley: TEL. **01455 632478**



Leicester: TEL. **0116 2758800**

www.tmsmotorgroup.co.uk/volvo

Phil Steele Demonstration 9/9/2023

Turning a 4-legged Stool

In the morning session, Phil turned a small 4-legged stool that could also be used as a small table or a plant stand. Starting with the seat, Phil trued up the edge of a 9" ash blank and flattened what would become the underside of the Stool seat. He then marked a circle 6" diameter to align the leg holes. Using a home-made drilling jig, Phil used a 22mm spade bit with the tip ground down to drill the first leg hole. The jig has a natural depth stop so the hole depth did not need to be marked. The spade bit cuts better than a forstner bit when drilling at an angle. Phil uses an angle of 12° for a tall stool and an angle of 15° for a short stool. The angle was set using a protractor. Phil used a ruler across the centre to set the position of the second hole



at 180° to the first. He then used a square to mark the third hole at 90° and the ruler again to mark the position of the fourth hole. After drilling all four leg holes, Phil cut a chucking recess on the underside of the seat. To do this, he used a beading/skew tool and also

a home-made scraper to cut the dovetail. Phil used a pull cut to clean up the underside and round over the edge. Mounting it on the chuck recess, Phil used a pull cut to clean up the face. If it is to be used as a table or plant stand, the top must be flat. Phil then rounded over the edge of the seat top and turned a cove into the edge. Phil finished the top by sanding.



Supporting makers and small businesses

Join our Community Showcase and have your work featured on our website and social media pages; no fees apply.

- We share a monthly theme
- You submit a relevant piece of work
- Send us links to your online shop and socials
- We'll post it all on our website for free!

Increase your online presence and potentially boost sales!



Scan me!

Turners Retreat
THE WOODWORKERS SOURCE

www.turners-retreat.co.uk



Works submitted must be your own and must be made using at least one product purchased from Turners Retreat.

Phil Steele Demo - continued

Phil mounted a straight-grained Ash blank between centres for the leg. The length for a short stool is 10" and 27" for a normal size stool. Using a Continental gouge, Phil turned the blank to round and down to a maximum diameter of 38mm. He then used a skew to plane the surface. Using a 7/8" spanner, Phil sized the tenon to fit into the underside of the seat. 7/8" is just slightly larger than the 22mm seat holes so the legs will be a tight fit. Using a template, Phil marked the position of decorative beads. He used an Ashley Isles beading tool to cut the beads. The bottom of the leg was tapered down to 1" diameter. When turning the other three legs, Phil used a variety of gouges to show that a variety of tools can be used to achieve the same result. It also showed off Phil's skill at using the skew, the 3-point tool and several different types of gouge. The leg spreader is positioned approx 4" down from the top of the legs. Phil used a 1/2" forstner bit to drill the holes in the legs for the



two spreader bars. After turning the two spreaders, Phil drilled a 12mm in the centre of both spreader bars to take the central spreader bar that sits between the two other spreader bars. Phil used a home-made jig to measure the length of the spreader bars. This consisted of two threaded rods and a lock nut that was small enough to fit inside the leg holes. After sanding the legs and spreader bars, Phil assembled the stool without glue and passed it round the audience. That completed the morning session.



charnwood

Established 1977

Woodworking machinery at its best!

e-mail: sales@charnwood.net

Tel: 01530 516926

www.charnwood.net

We carry an extensive range of Pen Sets, simply match with your favourite blank to create the Perfect Pen

This industrial looking **Warrior Click pen** will impress anyone. The O Rings compliment the look, whilst providing a comfortable writing experience



WC1

Gold

WC2

Gun Metal

WC3

Chrome

This **Hexagonal Click pen** has a rugged design, ready for any tough use.

HC1
Gun Metal



HC2
Chrome



This **Elegant Beauty Twist** is a very stylish pen. Perfect for adding a touch of sophistication



EB1

Gold & Gun Metal

EB2

Antique Bronze

EB3

Rose Copper

A classic antique style pen, the **Spiritual Twist pen** takes you back in time.

ST1
Rose Copper & Gun Metal



ST2
Antique Bronze



Kits are supplied complete, spare parts are also sold separately



Showroom Address: Unit A Cedar Ct, Walker Rd, Bardonia Hill, LE67 1TU

Peter Wright Demonstration 9/9/2023

Peter started the afternoon session by turning a lidded Oak box. Mounting a 4" diameter by 8" long blank in the chuck, he trued up the face and marked the division between the base and lid about 4" from the chuck and




parted off the lid. Peter then used a point tool to mark the base of the box just leaving enough to part off. Using a spindle gouge, Peter turned a bead at the bottom of the box. He then turned the outside of the box into a ball


shape. Peter drilled a hole down the centre of the box to give a depth limit when hollowing. Using a 3/8" spindle gouge, he hollowed out the centre, switching to a 1/2" gouge as the overhang increased. Finally Peter finished the hollowing with a swan-necked, tungsten carbide tipped, hollowing tool. Peter sanded the inside by holding the abrasive in a pair of

forceps to reduce the risk of finger

damage. He sanded to 400 grit for the demo but would sand to 600 grit for an exhibition piece. Before removing the piece from the chuck, Peter marked the position of chuck jaw number 1 so he could re-mount it later with the best chance of it running true. Mounting the lid piece in



the chuck, Peter measured the opening in the base and transferred the measurement to the lid. He used a parting tool to cut a spigot on the lid that was a snug fit into the base. Peter hollowed the lid rather than leave it flat. After mounting the base back in the chuck, he fitted the lid and held it in place with the tail



INTRODUCING THE NEW REVOLUTION

The 'revolution' is a completely new hollowing system from the world leaders in fine turning tools. From its beautifully weighted handle to its cryogenically treated cutting tips the 'revolution' is designed to be the finest hollowing tool on the market.

The modular articulated design allows the woodturner the freedom and flexibility to configure the tool for any situation. From straight vases to heavily undercut hollow forms the 'revolution' has it covered.

At the heart of the 'revolution' is the new fully depth adjustable 'super ring' the revolutionary design of the 'super ring' ensures clean efficient wood removal at all times with 5 different cutting tips and modular articulation design the revolution is a must have tool for all woodturners.




- Supplied with 5 different cutting tips for unrivalled flexibility.
- Clever modular design allows for many different configurations.
- All collars and collets beautifully machined from solid 'marine grade' brass billet.
- High performance cryogenically treated cutting tips for vastly improved wear resistance.
- New adjustable 'Super ring' allows ultra efficient wood removal without clogging.
- Slim-line articulated tip design for unrestricted access to those hard to reach cuts.
- Expandable.
- Hand made in Sheffield, England.



Tel. 0114 261 2300
Fax. 0114 261 2305
Web. www.crownhandtools.ltd.uk
Email. info@crownhandtools.ltd.uk

Peter Wright Demo - continued

stock. Peter domed the lid but left it overhanging at the join between lid and base. He then sanded the lid, leaving a flat at the top to fit a finial. Peter mounted



ed a piece of Blackwood in the chuck and turned the diameter down to match the flat on the lid. He turned a point on the end, a ball on the bottom and an oval in the middle. Unfortunately, the Blackwood was very crumbly and Peter couldn't finish the finial. An attempt to turn an onion finial out of the Oak at the top of the lid also failed.

Peter's second item was a Bud Vase in Sapele. He drilled a 16mm hole down the centre to take a plastic insert. Peter buys these 20 for £5 off Amazon. Bringing the tail stock up for support, Peter turned a long



flowing cove from the top to nearly halfway down the 8" blank, leaving a thin (almost too thin) neck. As the neck opened out again into the body, Peter undercut and tapered the rest of the body slightly narrower than the top. He dished the top before sanding, sealing and waxing the bud vase. The plastic tube can be cut with a hacksaw if it is too long for the hole. After parting off, Peter sanded the bottom.

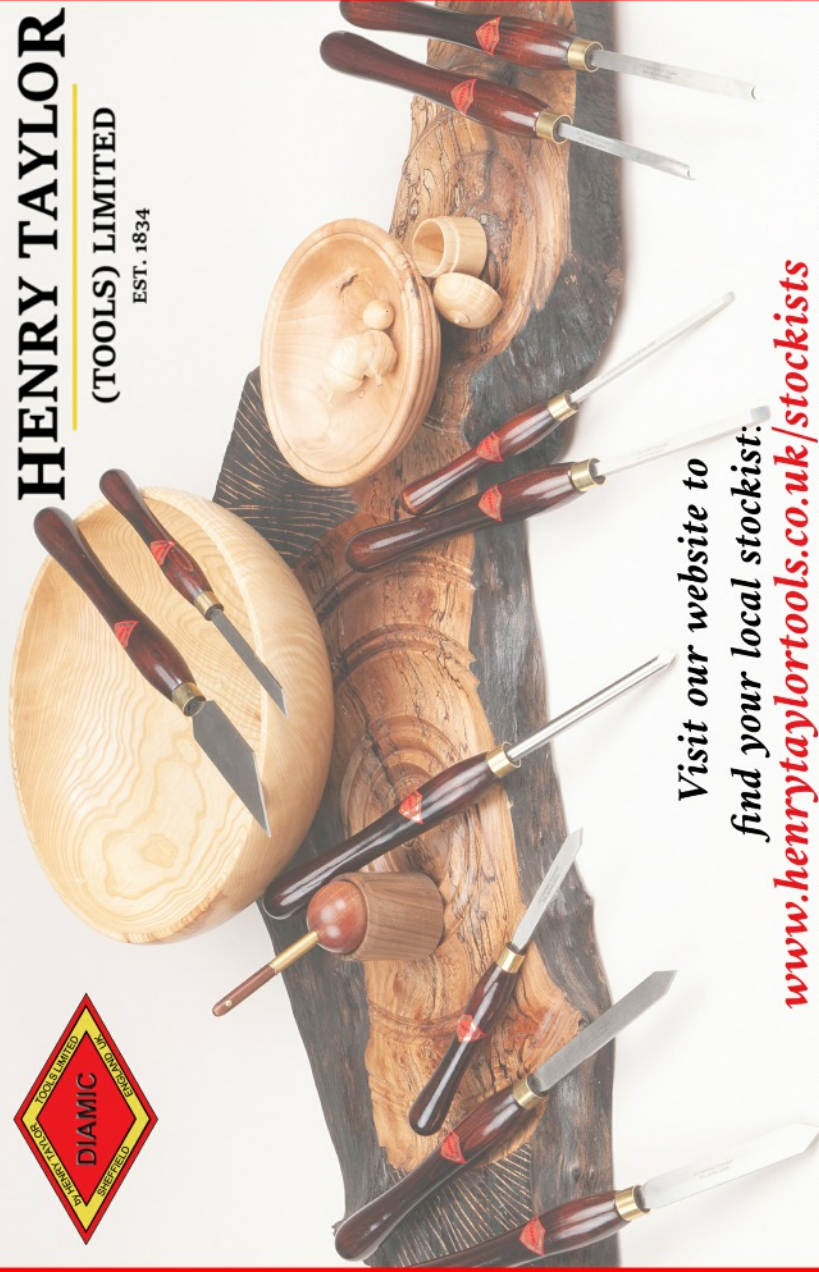




HENRY TAYLOR

(TOOLS) LIMITED

EST. 1834



*Visit our website to
find your local stockist:*

www.henrytaylortools.co.uk/stockists

web: www.henrytaylortools.co.uk | email: sales@henrytaylortools.co.uk | tel: 0114 234 0282

Workshop Training

Two more happy trainees. Craig turned a lidded box and David turned a shallow dish.



Raffle 1st Prize Winner



KEEP ON TURNING

Discover some of our most popular lathes...

Woodturning Lathes from Axminster Tools

When it comes to woodturning, we know a thing or two about what you need to keep things turning. No matter what level of turning you're at or which style you prefer, we offer a range of woodturning lathes to suit your needs.

From entry level upward to highly sophisticated, we work closely with professional woodturners and trusted suppliers to design, develop and manufacture quality woodturning lathes that you can rely on.



AW205W

Woodturning Lathe

Small, compact and packing with all the features to meet the needs of the keen craft woodturner.

- Distance between centres: 330mm
- Power: 250W
- Speed: 750-3,200 rpm

£239.98 Code: 107699



AW368WL Woodturning Lathe

A turning dream come true; take on larger projects and fulfil long held ambitions.

- Distance between centres: 610mm
- Power: 750W
- Speed: 250-3,550 rpm

£1398.78 Code: 107226



3 YEAR GUARANTEE

Available on all Axminster lathes.



AP350WL

Woodturning Lathe

Tailored to your turning needs, keep it as is or add the optional bed extension to give you even more capacity.

- Distance between centres: 400mm
- Power: 750W
- Speed: 80-800 / 170-1,700 / 350-3,700 rpm (var)

£1049.98 Code: 107655



AP406WL Woodturning Lathe

A popular choice among discerning woodturners; regularly featured on our Woodworking Wisdom channel.

- Distance between centres: 710mm
- Power: 1.5 kW
- Speed: 50-1,250 / 150-3,750 rpm (var)

£2,399.98 Code: 720773

Scan QR or visit axminstertools.com to discover all lathes available.

To view the Axminster Tools product range visit **one of our stores**, search axminstertools.com or call **03332 406406**

Prices valid at time of printing. For up-to-date pricing and for full terms and conditions please visit axminstertools.com. All prices subject to availability and subject to change without notice. E&OE.

AXMINSTER • CARDIFF • HIGH WYCOMBE • NEWCASTLE • SITTINGBOURNE • WARRINGTON



AXMINSTER TOOLS

We share your passion.

Rated 'Excellent' on Trustpilot

Mini Windsor Chair

By Rod Young

Hi Rob, Just to let you know my lathe has sold, thank you for advertising it in the newsletter for me. Just finished this mini Windsor chair. Made out of tulipwood. Basil, the bear is just our model.



Regards
Rod



CHRIS
PARKER

MARY
ASHTON

ANDREW
HALL

GARY
RANCE



WOODTURNING WEEKENDER 5: RETURN TO SPRINGFIELDS

10-11 AUGUST 2024
SPALDING - LINCOLNSHIRE

AMAZING DEMONSTRATIONS! STUNNING DISPLAYS!
IMPRESSIVE ADVICE! MONEY-SUCKING TRADE STANDS!

FEATURING... BEE AND ANDY MATTHEWS • ALAN CRAMER • DAN REES • COLIN WATSON • STEPHEN MADDEN



SOUND &
VISION BY

POPCORN MEDIA • DISPLAYS BY LOCAL CLUBS • AWGB • SUPPORTED BY AXMINSTER TOOLS

CHESTNUT
PRODUCTS

WOODTURNINGWEEKENDER.CO.UK

ORGANISERS RESERVE THE RIGHT TO CHANGE LINE-UP

Notices

From Next Year No More Paper Copies of the Newsletter

Printing paper copies of the newsletter (in black and white) costs the club over £400 per year to print. It was decided at the last committee meeting that, *from next year, paper copies will no longer be sent to members*. Make sure that Lee has your email address so that you can continue to receive the full colour newsletter via email. Sorry if this affects you but, with room rent and demonstrator costs rising, the committee felt that we could make better use of the money.

50-50 Raffle August Draw

Winner with ticket number 687 was Brian Edwards. He wins £17.75.

Booking Training Sessions

Michael Archer is now handling all training session bookings.

Please phone him on 02476 448311.

Do not book a session without Michael's prior agreement.

AWGB Subscriptions

From January 2024, the AWGB is increasing its membership subscription from £18 to £21. Family membership is also increasing.

Christmas Competitions

Rhodes' Trophy

Open to anyone who has not won before. Turned item of own choice.

Austin's Trophy

Open to anyone. A Goblet.

Jim Elliot Trophy

Open to anyone. Christmas themed item (majority must be turned).

Roger Warren-Finding Trophy

Open to anyone. Turned item of own choice.

***New* John Bradbury Memorial Trophy**

Open to anyone. A Hollow Form.



Brought to you by:
HENRY TAYLOR
(TOOLS) LIMITED
EST. 1834

hamlet

CRAFT TOOLS

Find your local stockist at:

www.hamletcrafttools.co.uk/stockists

email: sales@hamletcrafttools.co.uk | tel: 0114 232 1338 | web: www.hamletcrafttools.co.uk

Activities of other clubs in the Midlands area

As a matter of courtesy and to ensure that there is space available to accommodate members wishing to visit other clubs demo's, please use the contact telephone number where shown.

North Warwickshire & Hinckley Woodturners

Tuesday October 3 Inverted Turning Peter Carless

Tuesday October 17 AGM followed by Hands-On

Contact Steve Obrien 01788-521527

Tudor Rose Woodturners

Thursday 26th October 2023 Steve Heeley

Contact Colin Smith 07939-004375 communications@tudor-rose-turners.co.uk

West Midlands Woodturners

Sunday 15th October 9.15 – 16.30 hrs Demonstration – Margaret Garrard

Contact John Hooper 0121 354 8464

West Northants Woodturners

Wednesday 4th October Paul Hannaby

Wednesday 18th October Ian Ethel

Contact Tom Donnely 01327 349093

Trent Valley Woodturners

Wednesday 11th October 18:45 Club Meeting

Contact Ian Ethell <https://www.trentvalleywoodturners.co.uk/contact/>




Yandles




**TIMBER SELF-SELECTION CENTRE
TOOLS & MACHINES | ARTS & CRAFTS
GIFT & HOME | SAWMILL | CAFÉ**

**A shopping experience for all in the
Heart of Somerset**

FREE CAR PARKING | OPEN EVERY DAY

 Martock, TA12 6JU

 01935 822 207


 www.yandles.co.uk



Equipment For Sale

Disclaimer


The club is not responsible for any item appearing on these pages.
The buyer and seller must make their own arrangements as to the condition, suitability, delivery, payment and price etc.



Charnwood W815 wood lathe plus tools and tommy bar operated chuck. £75

Axminster Sieg C0 metal lathe. £275.
Collection only from Thornton, Leicestershire.

Contact Rob Sheehan acting for the seller.



CHESTNUT FINISHES

Any item from the catalogue can be supplied.
10% discount on Chestnut finishes
for Club members.

Ring: Eric Taylor on 02476 328831

**THE MAIL ORDER
ABRASIVE SPECIALISTS**

Sanding needs as much care as construction and design. As much care needs to be taken in sanding as in the construction of a piece of work. A few minutes poor sanding technique can irreversibly destroy great craftsmanship and many hours work.



**THE ULTIMATE ABRASIVE!
RB406 J.FLEX. TRIAL PACK**

1M OF CLOTH EACH OF THE FOLLOWING GRITS

P80, P120, P240 AND P320 **£14.75** INC VAT ORDER CODE **12806 RB406**

J.Flex is the best abrasive for every workshop. It's ideal for turning, woodworking and metal working. The distinctive blue abrasive with the yellow backing is the softest and most flexible abrasive we have ever discovered. The ultimate abrasive for all kinds of wood working especially sanding in acute areas. This cloth can be twisted and folded without grain dis-adhesion. Rolls are 100mm wide. **ALSO AVAILABLE BY THE METRE.**



VELCRO-BACKED ROLLS.

TRIAL PACK 1M OF P100, P150, P240 AND P320 PLUS A SAMPLE STRIP OF VELCRO REPLACEMENT WITH PEEL OFF SELF ADHESIVE BACKING. **£14.75** INC VAT ORDER CODE 13159 ALSO AVAILABLE BY THE METRE. PLUS- IT PAYS TO BUY BIG.

WITH OUR BULK RATE PRICES YOU'LL SAVE MONEY ON THE GRITS YOU USE MOST.

Cut off any length to suit your own sanding application. Every workshop should have at least two or three grades of this to hand. Especially manufactured by Harnes abrasives for us. Ideal for those shop made sanding devices which you can now make to your own specification. Hook and loop, or velcro attachment does away with the unpleasant task of clamping the paper to the machine, allows rapid changing of the sheet and encourages the use of more grits extending the finish quality and life of the abrasive. Rolls are 115mm wide.

For your free catalogue call 01636 688888 or e-mail sales@abrasivesplus.com or visit our on-line shop at www.abrasivesplus.com where all our products are featured and it's free carriage!

CSM ABRASIVES PLUS
TEL- 01636 688888


**UNIT 2 NORTHERN ROAD,
FAX- 01636 688889**

NEWARK, NOTTINGHAMSHIRE, NG24 2EH
sales@abrasivesplus.com

www.abrasivesplus.com

Equipment for sale - continued

Jubilee Lathe. *Reduced price £350*. See Graham, Lee or Eric. Tools and chuck included. Currently dismantled for storage but was fully working.



**RECORD
POWER**
ESTABLISHED 1909®

THE NEW STANDARD FOR WOODTURNING

We are proud to introduce our new range of turning tools, made in the UK at our in-house production facility. Designed in consultation with and tested rigorously by professional woodturners, they represent a new standard in quality and value.

When you buy a Record Power turning tool you are investing in many years of manufacturing expertise and knowledge from a brand with a rich heritage of woodturning specialisation.

"The new Record gouges have fantastic edge longevity and strong ergonomic handles. All you need in a quality woodturning gouge: stay sharp, feel good and turn well."

Andrew Hall RPT, Professional Woodturner and Tutor



3-Piece HSS Bowl Turning Tool Set

This set contains the three essential tools for bowl turning - 3/8" bowl gouge, 1/2" domed scraper and 3/16" parting tool.

103720



3-Piece HSS Spindle Turning Tool Set

This set contains the three essential tools for spindle turning - 1" spindle roughing gouge, 3/8" spindle gouge and 1/8" parting tool.

103710



Free online educational videos
available at
recordpower.co.uk/turningtools



View our full range at recordpower.co.uk | Bowl Gouges | Spindle Gouges | Spindle Roughing Gouges | Skew Chisels | Scrapers | Parting Tools

All prices include VAT 0%.

**MADE IN
BRITAIN**

**MADE IN
SHEFFIELD**

Over
100
years
Experience • Knowledge
Support • Expertise

Incorporating some of the most famous
brands in woodworking, Record Power's
roots stretch back over 100 years.

RECORD POWER

CORONET STANLEY

CamVoc

For more details visit
recordpower.co.uk or
contact your local stockist

RECORD POWER
ESTABLISHED 1909

Members' Work



PROOPS BROTHERS

ENGLAND • EST 1946

.COM

ALL PRICES INCLUDE POST AND PACKING

1000'S OF OTHER PRODUCTS

INSIDE, OUTSIDE PLASTIC CALLIPERS



Measurements

0 - 200mm M7176 **£4.60**

0 - 350mm W3509 **£6.80**

Tool Handles



Wood Ash Handles
with Brass Ferrules
for Wood turning Tools

3 x 225mm Long **£10**
Product Code W3400

5 x 125mm Long **£10**
Product Code W8056

**Woodturners 12" Outside
Plastic Calipers W3462**



£3.60

OILSTONE & BOX



£5.50

Fine and
course sides
W3330

CHUCKS

Drill Chuck 10mm
with 2MT Arbor
Product code M0412

£11.99

Drill Chuck 10mm
with 1MT Arbor
Product code M0411

£8.50



**One Piece Finger Sander,
20mm & 3 Spare Belts.**
Product Code W8018



£5.50

Sheffield Made SJ & JB Addis Skew Chisel HSS.

1/4" x 5/32" W8009 **£9.50**



Proops Brothers Ltd 34 Saddington Rd. Fleckney, Leicestershire, LE8 8AW
TEL. 0116 2403400 WWW.PROOPSBROTHERS.COM EBAY USER NAME: SPOORP

Members' Work - continued



Members' Work - continued



Calendar of Events 2023

Friday October 20 Paul Fryer Shilton
Saturday December 9 Christmas party 12:30 Walsgrave

Calendar of Events 2024

Saturday January 6 AGM Walsgrave
Friday February 16 Ian Ethell Shilton
Saturday March 16 Chris Parker Walsgrave
Saturday April 20 Mick Hanbury Walsgrave
Friday/Saturday May 10/11 Woodworks at Daventry
Saturday July 13 Gary Rance Walsgrave
Saturday September 7 Steve Heeley Walsgrave
Friday October 18 Lee Cartwright Shilton
Saturday December 14 Christmas party 12:30 start Walsgrave

Meeting Locations:

*Walsgrave Baptist Church, 10am - 4pm
Hinckley Road, Coventry, CV2 2EX.*

*Shilton Village Hall, 6:30pm - 9pm
Wood Lane, Shilton, CV7 9JZ*

Next Meeting

Demonstration by Paul Fryer
Friday 20th October at Shilton Village Hall
6:30 - 9pm

Coming up

Saturday December 9th Christmas Party