

Coombe Abbey Woodturners NEWSLETTER

May



2025

This Month's Sponsor



DATA PROTECTION

Your personal details are held on a computer belonging to an officer of the Coombe Abbey Woodturners. Your details are purely for the use of the Club, and are not passed to any third party. If you object to your name, address and telephone number being held on a computer belonging to an officer of the Club, then please write to any member of the committee.

HEALTH & SAFETY NOTICE

Woodturning can be dangerous! Always follow the manufacturers' instructions and safety advice when operating power tools. Never try the techniques shown at our demonstrations or in our Newsletter if you are unsure or the procedure does not feel safe. Always use the guarding and other safety equipment.

The Club takes reasonable care to operate and instruct in a safe manner and strongly recommends all members to follow the Club's Health and Safety rules and the guidance notes that the AWGB issue in their Revolutions magazine from time to time.

Committee Members and Contacts

Chairman, Treasurer & Membership Secretary	Lee Cartwright
Vice Chairman	Giles Headley
Secretary & Library Custodian	Peter Orange
Events Secretary	Patrick Byrne
Newsletter & Web Site Editor	Rob Sheehan
	Graham Ball
	Graham Cashmore
	Rod Young
	Phil Steele
	Graham Hudspith
Training Coordinator	Michael Archer

Website: <https://www.coombeabbeywoodturners.org>

**Copy Deadline for the June 2025 issue of the Newsletter is:-
Friday 23rd May 2025**

**Please forward your News, Stories and Photographs to:-
Robert Sheehan- Newsletter Editor -
M: 07905 185122. E-mail: robsheehan@virginmedia.com**

© Copyright Coombe Abbey Woodturning Club 2025

The content of this newsletter must not be copied or reproduced without the written permission of the newsletter editor.

In This Issue	Page
Chairman's Jottings	4
One Line Philosopher	5
This month's Sponsor	6
Bill Nicholson Segmentation	8
Daffodil Sunday	30
Items For Sale	33
Activities of Other Clubs	41
Pontcysyllte Aqueduct	42
Workshop Training	43
Coombe branded items	45
Workshop Charge Notice	22
Calendar of Events	48

Advertisers	Page
Hamlet	9
Yandles	11
CSM Abrasives Plus	13
Record Power	15
Proops Brothers	17
TMS Volvo	19
Turners Retreat	21
Charnwood	23
Crown Hand Tools	25
Henry Taylor	27
Chestnut Products	7

From the Editor



In this issue.

On page 8 you will find Bill Nicholson's talk on segmentation.

On page 29 are pictures from Coombe at the Monks Kirby Daffodil Sunday.

On page 31 are pictures from the Bank Holiday event at Coombe.

There are some new items for sale starting on page 33.

A few pictures from my visit to Pontcysyllte Aqueduct can be found on page 42.

Members of the public having lessons can be found on page 43.

Coombe Woodturners branded items can be found on page 45. See Lee or Martin to order.

Woodworks at Daventry is on Friday 9th and Saturday 10th May. Volunteers please to help with the stand.

Our next demo is a Hands-On sharpening session at Coombe Workshop on Saturday 17th May. Please book a slot.

Regards

Rob

Editor's Jottings

Lee has a lot on his mind at the moment, so I am filling in for him this month.

Woodworks at Daventry is fast approaching. If you have some quality items for our stand, please put your name on it and drop it in at the workshop.



Make sure it is well wrapped as we don't want to return damaged items. Alternatively, you can bring it along on the day. The show opens at 10am on Friday and finishes at 4pm. Same again on Saturday. It is free to get in and free to park. The address is Daventry Leisure Centre, Lodge Road, Daventry, NN11 4FP. There are four competitions during the weekend. The club challenge was a tea set that must be on the table ready to be judged on Friday morning. Friday's timed competition is an egg and egg cup. Saturday's timed competition is a carver'sallet. Over the two days, the competition piece is a bowl with legs. There will be a dozen wood-turning clubs, many vendors selling their wares, and half a dozen demonstrators. See the Tudor Rose web site if you want further information. We were judged the Best Stand last year, so we have high standards to meet again this year.

Bill Nicholson's show and tell on segmentation was well attended and enjoyed by all. He explained how he makes his segmented pieces and had lots of jigs and pieces to show. It is all about accurately cutting the segments. Well that and twenty years' experience!

At the Daffodil Sunday event at Newham Paddox, Monks Kirby, we raised approximately £190 for the Air Ambulance selling charity items and raffle tickets. Thanks to all who helped on the day.

The Bank Holiday event was very mixed. With excellent weather on the Sunday, we erected the two Gazebos and displayed our wares both for sale and for charity. We raised £140 for the Air Ambulance. The Monday was cold and wet. We put up the gazebo at the back of the workshop but very few people braved the weather. We packed-up early and were glad to get home.

Our next meeting is a hands-on sharpening session. This will be held at the Coombe Workshop on Saturday May 17th. Rob Sheehan will have his Wolverine sharpening jig and 6" CBN grinder. Graham Ball will demonstrate the Sorby Pro-Edge system. We will sharpen one tool for you. If time permits, you can sharpen other tools under supervision. There will be two sessions. 10 till 12 in the morning and 1 till 3pm in the afternoon. As workshop space is limited, you need to speak to Lee to book a place. If you turn up without a booking, we will do our best, but you may be turned away if the workshop is full.

Regards

Rob

PS - our winning stand from last year's Woodworks at Daventry



One Line Philosopher:

"God be thanked for books. They are the voices of the distant and dead."

William Ellery Channing 1838

This Month's Newsletter Sponsor

Hamlet Craft Tools

Coombe Abbey Woodturning Club would like to thank Paul Wragg and Henry Taylor Tools (owner of Hamlet Craft Tools) for sponsoring this month's newsletter. Please support our sponsor by buying your turning tools from them and don't forget to mention that their sponsorship of our Newsletter is greatly appreciated.

Hamlet Craft Tools

(A Company Profile)

The Hamlet Craft Tools brand was created by T. Cooper Tools. Developing on their previous tool ranges, they branded the tools "Hamlet" as a reminder of the company's previous home at the Abbeydale Industrial Hamlet, Sheffield.

Hamlet Craft Tools was purchased by Henry Taylor (Tools) Ltd. In 2006. Henry Taylor are world renowned and have been manufacturing tools since 1834, combining the traditional pride and skills of those far off days with the aids of modern technology. Only the best quality steel is used, coupled with advanced heat treatment, to ensure that the finest of cutting edges is not only achieved but also maintained.

Hamlet produce a complete range of high quality turning tools from gouges and scrapers, parting tools, hollowing tools, and beading and captive ring tools. You have a choice of standard high speed steel (HSS) or the harder wearing M42 steel.

Tel: 0114 234 0282

Email: sales@henrytaylortools.co.uk

The Forge
Peacock Trading Est.,
Livesey Street,
Sheffield. S6 2BL

For more information visit <https://henrytaylortools.co.uk/hamlet/>



Brought to you by:
HENRY TAYLOR
(TOOLS) LIMITED
EST. 1834

hamlet

CRAFT TOOLS

Find your local stockist at:
www.hamletcrafttools.co.uk/stockists

email: sales@hamletcrafttools.co.uk | tel: 0114 232 1338 | web: www.hamletcrafttools.co.uk

Talk on Segmentation


Bill Nicholson 25/4/25

Bill was introduced to the club in 1999 by Roger Warren-Finding. He soon got into segmented wood-turning and has been improving his techniques ever since then. This was his first demonstration for the club.

Bill stressed the need for accurate cutting of the segments and prior planning of the piece to be made. He said that this was how he makes his segmented pieces and others may do it differently.



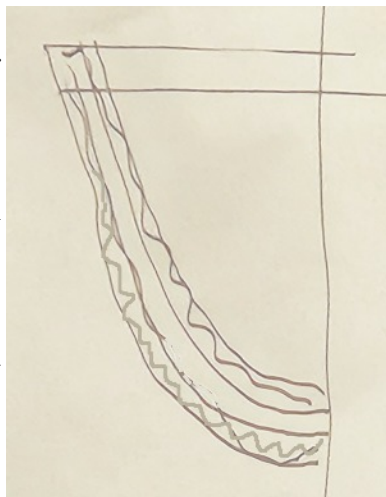
Using the club's new whiteboard/flip chart, Bill showed us how he plans a segmented bowl. First, he draws half of the outside shape, including the required wall thickness. This is drawn to scale so that measurements can be taken directly from the drawing.



Bill then allows a margin of timber either side of the wall (shown shaded).

Using timber planed square all-round, he places it on the drawing and marks the thickness of one ring. From this, he can measure the size of each segment.

Other rings are then marked. They can be the same thickness or different thicknesses depending on the timber available and the required design.



Yandles

TIMBER & SAWMILL



SAWMILL

SELF-SELECT



**BOWL BLANKS CUT TO SIZE
AND MUCH MORE!**

Martock
Hurst
TA12 6JU
Yandles.co.uk
01935 822207

**Open 7 Days
Free Parking**

Segmentation by Bill Nicholson - continued

Segmented Woodturning

	4	6	8	12	18	24	36	Number of sides Cut angle	
	45.00	30.00	22.50	15.00	10.00	7.50	5.00		
Ring Diameter	Side Length	Side Length	Side Length	Side Length	Side Length	Side Length	Side Length		
3.00	3.00	1.73	1.24	0.80	0.53	0.39	0.26		
3.25	3.25	1.88	1.35	0.87	0.57	0.43	0.28		
3.50	3.50	2.02	1.45	0.94	0.62	0.46	0.31		
3.75	3.75	2.17	1.55	1.00	0.66	0.49	0.33		
4.00	4.00	2.31	1.66	1.07	0.71	0.53	0.35		
4.25	4.25	2.45	1.76	1.14	0.75	0.56	0.37	<u>Sides</u>	<u>Angle</u>
4.50	4.50	2.60	1.86	1.21	0.79	0.59	0.39	3	60
4.75	4.75	2.74	1.97	1.27	0.84	0.63	0.42	4	45
5.00	5.00	2.89	2.07	1.34	0.88	0.66	0.44	5	36
5.25	5.25	3.03	2.17	1.41	0.93	0.69	0.46	6	30
5.50	5.50	3.18	2.28	1.47	0.97	0.72	0.48	8	22.5
5.75	5.75	3.32	2.38	1.54	1.01	0.76	0.50	9	20
6.00	6.00	3.46	2.49	1.61	1.06	0.79	0.52	10	18
6.25	6.25	3.61	2.59	1.67	1.10	0.82	0.55	12	15
6.50	6.50	3.75	2.69	1.74	1.15	0.86	0.57	15	12
6.75	6.75	3.90	2.80	1.81	1.19	0.89	0.59	18	10
7.00	7.00	4.04	2.90	1.88	1.23	0.92	0.61	20	9
7.25	7.25	4.19	3.00	1.94	1.28	0.95	0.63	24	7.5
7.50	7.50	4.33	3.11	2.01	1.32	0.99	0.66	30	6
7.75	7.75	4.47	3.21	2.08	1.37	1.02	0.68	36	5
8.00	8.00	4.62	3.31	2.14	1.41	1.05	0.70		
8.25	8.25	4.76	3.42	2.21	1.45	1.09	0.72		
8.50	8.50	4.91	3.52	2.28	1.50	1.12	0.74		
8.75	8.75	5.05	3.62	2.34	1.54	1.15	0.77		
9.00	9.00	5.20	3.73	2.41	1.59	1.18	0.79		
9.25	9.25	5.34	3.83	2.48	1.63	1.22	0.81		
9.50	9.50	5.48	3.94	2.55	1.68	1.25	0.83		
9.75	9.75	5.63	4.04	2.61	1.72	1.28	0.85		
10.00	10.00	5.77	4.14	2.68	1.76	1.32	0.87		
10.25	10.25	5.92	4.25	2.75	1.81	1.35	0.90		
10.50	10.50	6.06	4.35	2.81	1.85	1.38	0.92		
10.75	10.75	6.21	4.45	2.88	1.90	1.42	0.94		
11.00	11.00	6.35	4.56	2.95	1.94	1.45	0.96		
11.25	11.25	6.50	4.66	3.01	1.98	1.48	0.98		
11.50	11.50	6.64	4.76	3.08	2.03	1.51	1.01		
11.75	11.75	6.78	4.87	3.15	2.07	1.55	1.03		
12.00	12.00	6.93	4.97	3.22	2.12	1.58	1.05		



In the table above, on the right hand side, is a list of the number of segments in a ring and the segment cutting angle.

In the main table, the ring diameter (taken from the drawing) gives the segment length, again depending on the number of segments.

Sanding needs as much care as construction and design. As much care needs to be taken in sanding as in the construction of a piece of work. A few minutes poor sanding technique can irreversibly destroy great craftsmanship and many hours work.



THE ULTIMATE ABRASIVE! RB406 J.FLEX. TRIAL PACK

1M OF CLOTHLINEACH OF THE FOLLOWING GRITS

P80, P120, P240 AND P320 **£14.75** INC VAT ORDER CODE **12 806 RB406**

J.Flex is the best abrasive for every workshop. It's ideal for turning, woodworking and metal working. The distinctive blue abrasive with the yellow backing is the softest and most flexible abrasive we have ever discovered. The ultimate abrasive for all kinds of woodworking, especially sanding in acute areas. This cloth can be twisted and folded without grain dis-adhesion. Rolls are 100mm wide. **ALSO AVAILABLE BY THE METRE.**



VELCRO-BACKED ROLLS.

TRIAL PACK 1M OF P100, P150, P240 AND P320 PLUS A SAMPLE STRIP OF VELCRO REPLACEMENT WITH PEEL OFF SELF ADHESIVE BACKING. **£14.75** INC VAT ORDER CODE 13159 ALSO AVAILABLE BY THE METRE. PLUS- IT PAYS TO BUY BIG. WITH OUR BULK RATE PRICES YOU'LL SAVE MONEY ON THE GRITS YOU USE MOST.


Cut off any length to suit your own sanding application. Every workshop should have at least two or three grades of this to hand. Especially manufactured by Harnes abrasives for us. Ideal for those shop made sanding devices which you can now make to your own specification. Hook and loop, or velcro attachment does away with the unpleasant task of clamping the paper to the machine allows rapid changing of the sheet and encourages the use of more grits extending the finish quality and life of the abrasive. Rolls are 115mm wide.

For your free catalogue call 01636 688888 or e-mail sales@abrasivesplus.com or visit our on-line shop at www.abrasivesplus.com where all our products are featured and it's free carriage!

Segmentation by Bill Nicholson - continued



Bill stressed the need for accurate cutting of the segment angle. His Incra miter fence can be locked at exactly the required angle. The sliding bar also has grub screws to give a snug fit in the mitre slot on the table saw. Most mitre fences lack the capability to cut accurately. The angles are set manually and there is play in the mitre slot. The Incra miter fence retails for anywhere between £100 & £200.



**RECORD
POWER**
ESTABLISHED 1909®

THE NEW STANDARD FOR WOODTURNING

We are proud to introduce our new range of turning tools, made in the UK at our in-house production facility. Designed in consultation with and tested rigorously by professional woodturners, they represent a new standard in quality and value.

When you buy a Record Power turning tool you are investing in many years of manufacturing expertise and knowledge from a brand with a rich heritage of woodturning specialisation.

"The new Record gouges have fantastic edge longevity and strong ergonomic handles. All you need in a quality woodturning gouge: stay sharp, feel good and turn well."

Andrew Hall RPT, Professional Woodturner and Tutor



3-Piece HSS Bowl Turning Tool Set

This set contains the three essential tools for bowl turning - 3/8" bowl gouge, 1/2" domed scraper and 3/16" parting tool.

103720



3-Piece HSS Spindle Turning Tool Set

This set contains the three essential tools for spindle turning - 1" spindle roughing gouge, 3/8" spindle gouge and 1/8" parting tool.

103710



Free online educational videos
available at
recordpower.co.uk/turningtools



View our full range at recordpower.co.uk Bowl Gouges | Spindle Gouges | Spindle Roughing Gouges | Skew Chisels | Scrapers | Parting Tools

All prices include VAT (Euros).

**MADE IN
BRITAIN**

**MADE IN
SHEFFIELD**

Over
100
years

Experience • Knowledge
Support • Expertise

Incorporating some of the most famous
brands in woodworking, Record Power's
roots stretch back over 100 years.

RECORD POWER

CORONET **STANTITE**

CamVoc **BLISS**

For more details visit
recordpower.co.uk or
contact your local stockist

RECORD POWER
ESTABLISHED 1909®

Segmentation by Bill Nicholson - continued

Here are two of Bill's home-made segment cutting sleds.


Both are fully adjustable to cut segments at the required angle for 8, 12, 16 etc., segments.

The only problem is, the jig angle must be set up very accurately.

Using his Incra mitre fence, Bill has cut a number of wedges, each with the required angle for a different number of segments in a ring. See the next page for more details.

Alternately, you can use a digital angle finder to accurately set the jigs.

Once set, Bill will do a trial cut of a ring. If the ring is not a perfect fit, Bill will adjust the jig till it makes a tight-fitting ring of segments.



Sharpening jigs



Gouge sharpening Jig / Honing Guide for arc shaped blades. W8065

Gouges & Carvers



Pyrography sets



Calipers & Dividers



View our website for 1000's of woodworking, craft and hobby tools

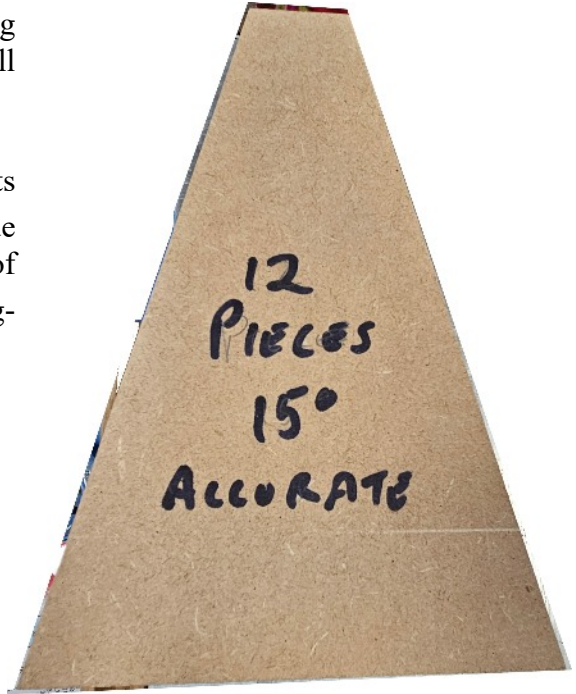
proopsbrothers.com

tel: 0116 2403400

Segmentation by Bill Nicholson - continued

One of Bill's jig setting wedges. This was cut by Bill using his Incra mitre fence.

360° divided by 12 segments gives an angle of 30°. Divide this by two gives an angle of 15° for each side of the segment.



If the segments nearly fit, a small adjustment can be made on a disc sander. Bill uses this one on his lathe together with a home-made table.

Glue up the segments to make half rings and then sand the open edges until they are a perfect fit.



V O L V O

Let **TMS** look after your Volvo

SALES // SERVICE
PARTS // ACCESSORIES

With over 300 years combined experience of working with Volvo, nobody knows your Volvo like **TMS**.

With award-winning levels of customer service and state-of-the-art facilities at Trinity Marina, what ever your Volvo requirements, the **TMS** team can deliver.



QUALITY • CARE • PERSONAL SERVICE



Coventry: TEL. **02476 303132**

Hinckley: TEL. **01455 632478**

Leicester: TEL. **0116 2758800**

www.tmsmotorgroup.co.uk/volvo

Segmentation by Bill Nicholson - continued



Above: Bill demonstrating segment cutting on a dummy table saw. Note the length stop in his left hand.

Below: Bill's home-made length stop. The table earlier, gave segment length to two decimal places. This accuracy is not needed but all segments in a ring must be the same length. Bill's length stop gives this repeatability.



Supporting makers and small businesses

Join our Community Showcase and have your work featured on our website and social media pages; no fees apply.

- We share a monthly theme
- You submit a relevant piece of work
- Send us links to your online shop and socials
- We'll post it all on our website for free!

Increase your online presence and potentially boost sales!



Turners Retreat
THE WOODWORKERS SOURCE

www.turners-retreat.co.uk



Works submitted must be your own and must be made using at least one product purchased from Turners Retreat.




Scan me!

Segmentation by Bill Nicholson - continued

Before assembling the bowl, each ring must be sanded on the face to give a close fit between the rings. Small rings can be sanded on the disc sander as shown earlier. Larger rings are held in button jaws as sanded with sandpaper on a flat block.

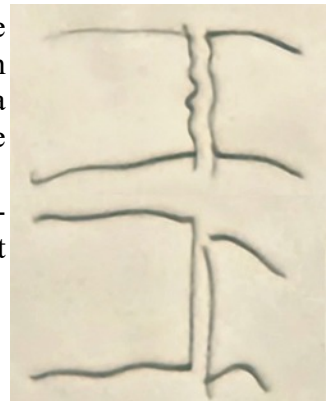


Thin rings cannot be sanded as the buttons get in the way. Bill grips these rings with the screws shown. The sharp edge of the screw grips the ring while it is being sanded. Note - the buttons would be removed to do this.



Bill's preference is to cut segments on a table saw fitted with a fine 80 tooth blade. They can be cut on the band saw but this can leave a ragged edge that would need sanding before segments are glued together.

Bill shows this in his drawing. Above, the ragged edge of a band saw cut. Below, the clean cut from a fine table saw blade.



charnwood

Established 1977

Woodworking machinery at its best!

e-mail: sales@charnwood.net

Tel: 01530 516926

www.charnwood.net

Introducing our new Wood Turning Chisel Sets

We're excited to announce we now have in stock our sets of Quality Woodturning Chisels.

Check out these superb sets, whether you are after a traditional set, or looking for something updated with the latest technology, we are sure you will be happy with whichever you choose

TCSET4S

Carbide Tipped Wood Turning Tool, 4 Piece Set

£119.00



A set of 4 carbide scraper turning tools, incorporating the newest technology in woodturning: Replaceable carbide cutting tips.

4 Piece set includes:

- Round Carbide Cutter - Spindle Cove & Bowl Interior
- Square Carbide Cutter - Flat Straight Edges
- Radius Carbide Cutter - Spindle Bead & Bowl Exterior
- Triangle Carbide Cutter - Details & Decorative Work

TCSET3H

Carbide Turning Tools For Hollowing, 3 Piece Set

£139.00



A set of 3 carbide scraper turning tools, incorporating the newest technology in woodturning:

Replaceable carbide cutting tips.

3 Piece set includes:

- Carbide Tipped - Straight
- Carbide Tipped - Shallow Curve
- Carbide Tipped - Full Curve

M2CSET6

Cryo Hardened M2 HSS Woodturning Chisel Set

£219.00



Premium quality set of 6 woodturning chisels for spindle and bowl turning.

6 Piece set includes:

- 28mm (1") Roughing Gouge
- 19mm (3/4") Flat Skew Chisel
- 12mm (1/2") Spindle Gouge
- 12mm (1/2") Bowl Gouge
- 4mm (3/16") Diamond Parting Tool
- 19mm (3/4") Round Nose Scraper

Segmentation by Bill Nicholson - continued

Having cut the segments, Bill uses PVA glue and Jubilee Clips to hold them together.



Getting segments to meet accurately in the centre is very difficult. Bill usually drills out the centre and uses a solid plug to fill the hole.



INTRODUCING THE NEW REVOLUTION

The 'revolution' is a completely new hollowing system from the world leaders in fine turning tools. From its beautifully weighted handle to its cryogenically treated cutting tips the 'revolution' is designed to be the finest hollowing tool on the market.

The modular articulated design allows the woodturner the freedom and flexibility to configure the tool for any situation. From straight vases to heavily undercut hollow forms the 'revolution' has it covered.

At the heart of the 'revolution' is the new fully depth adjustable 'super ring' the revolutionary design of the 'super ring' ensures clean efficient wood removal at all times with 5 different cutting tips and modular articulation design the revolution is a must have tool for all woodturners.



- Supplied with 5 different cutting tips for unrivalled flexibility.
- Clever modular design allows for many different configurations.
- All collars and collars beautifully machined from solid 'marine grade' brass billet.
- High performance cryogenically treated cutting tips for vastly improved wear resistance.
- New adjustable 'super ring' allows ultra efficient wood removal without clogging.
- Slim-line articulated tip design for unrestricted access to those hard to reach cuts.
- Expandable.
- Hard made in Sheffield, England.




Tel. 0114 261 2300
Fax. 0114 261 2305

Web. www.crownhandtools.ltd.uk
Email. info@crownhandtools.ltd.uk





Segmentation by Bill Nicholson - continued

Bill is experimenting with segments cut at angles. Not very well pictured here are segments cut at an angle rather than vertically to make a ring. Difficult to glue up as the segments try to slide over each other when compressed into a ring.



Right: Another of Bill's experiments. Vase made of vertical segments which are then cut horizontally and re-assembled. Could look interesting with veneers between the segments.

Below: An impossible segmented ring. Look closely!





HENRY TAYLOR

(TOOLS) LIMITED

EST. 1834



*Visit our website to
find your local stockist:*

www.henrytaylortools.co.uk/stockists

web: www.henrytaylortools.co.uk | email: sales@henrytaylortools.co.uk | tel: 0114 234 0282

Some of Bill's Work





9-10 AUGUST 2025 • STEAM, FIRE FLY AVENUE, SWINDON, SN2 2EY

THE MAIN SUSPECTS... KATIE ARMSTRONG • ANDY FORTUNE • SIMON HOPE • ANDY MATTHEWS

• BE ON THE LOOKOUT FOR... AWGB • ALAN CRAMER • GIANNI DEIDDA • STEPHEN MADDEN • BEE MATTHEWS • DAN REES •

• COLIN WATSON • BENJAMIN MANEY • LOCAL CLUBS • PLUS MORE TBA! • SUPPORTED BY AXMINSTER TOOLS •

ASSISTING WITH ENQUIRIES AND HANDLING MONEY... CHESTNUT PRODUCTS • THE TINY TURNER • WOODART PRODUCTS •

• HOPE WOODTURNING • SHENTON WOODCRAFT • JS SAFETY • MARTIN PIDGEN TIMBER • TURNERS RETREAT • PLUS MORE TBA!

UNABLE TO TRAVEL? LIVESTREAM TICKETS WILL BE AVAILABLE, ALLOWING YOU TO WATCH LIVE AND FOR UP TO 6 MONTHS AFTERWARDS!

Some of Bill's Work



Daffodil Sunday 2025

Newham Paddox, Monks Kirby 6/4/2025



Top and Above:

Items for sale and charity items on the Coombe stand.

Right:

Rod at the lathe, turning a spalted beech square bowl.

We made a creditable £190 for the Air Ambulance even though we were not allowed to sell raffle tickets this year.



Daffodil Sunday 2025 - continued



May Day Bank Holiday at Coombe



On a beautiful Bank Holiday, we took approx £140 for Air Ambulance in charity item sales and raffle tickets.



May Day Bank Holiday at Coombe - continued



We had both a powered lathe and the Pole Lathe running. I turned and sold two spalted beech bowls to raise £45 for charity. Rod, Peter and Phil were also on the lathes together with members of the public on the Pole Lathe.



Items For Sale


Disclaimer

The club is not responsible for any item appearing on these pages. The buyer and seller must make their own arrangements as to the condition, suitability, delivery, payment and price etc.

The following items are being sold by former Coombe Abbey club member John Roe johneroe@yahoo.co.uk
No prices, so make a sensible offer. Collection from Coventry.



Turning Tools



John Roe Equipment For Sale - continued



Bandsaw, Pilar drill, Belt and Disc Sander



John Roe Equipment For Sale - continued



Union Graduate lathe

Table Saw



John Roe Equipment For Sale - continued



Carving gouges

DeWalt biscuit jointer

Various grinders

Wood



Equipment For Sale - continued

Inner Bag Filter for Record Air Cleaner

New/unused inner bag filter for Record air cleaner, larger than the one at the Coombe Abbey Workshop. Any one at the club want it?

Bruce Edhouse 07984789465

Chest of Drawers For Sale

Don Kildin has restored this chest of drawers. It is for sale £150 ono. Contact Don if you are interested.




Equipment For Sale - continued

For sale **Electra Beckum 315 12" 300mm Bandsaw**

Great working order. Comes with 2 brand new blades. Two fences and has had the guide bearings and support upgrade.

Email chris.c.chambers@outlook.com or mobile 07802 244943.

Max cutting height 18 cm, Max cutting depth 30 cm.



Equipment For Sale - continued

Former chairman of Hinckley Woodturning Club, Brian Hartwell, has a Diamond Scroll Saw for sale. £65 ono. Contact current chairman John Evans slimm100@hotmail.co.uk



Notices

New (Trainee) Members of the Club

Each new trainee will be offered the chance to attend two demonstrations Free-Of-Charge.

Tutors, please tell your student about the above offer.

- by order of the committee 26/1/25

Booking Training Sessions

Michael Archer is now handling all training session bookings.

Please phone him on 02476 448311.

Do not book a session without Michael's prior agreement.

Coombe Library

New books & DVDs have been added to the Coombe Library. See Peter Orange if you want to borrow a book. From time to time, Peter will bring the books to demonstrations.

April 50/50 Raffle

TBA.



BOND STREET TROPHIES LTD

01455 890007
www.bondstrophies.com

Specialists in Engraving, Trophies, Medals, Glassware, Corporate Awards,
Sports Equipment, Garment & Workwear Printing & Giftware.

The advertisement features a blue gradient background. On the left, there are three trophies: a gold soccer ball trophy, a silver medal with '1st', '2nd', and '3rd' places, and a gold star trophy. On the right, there are three soccer balls in different colors (orange, black, and white). The text is in a bold, white, sans-serif font.

Activities of other clubs in the Midlands area

As a matter of courtesy and to ensure that there is space available to accommodate members wishing to visit other clubs demo's, please use the contact telephone number where shown.

North Warwickshire & Hinckley Woodturners

Tuesday May 6 Hands-On Preparation for Daventry

Tuesday May 20 Demo Bob Smith

Contact Rob Sheehan 07905185122

Tudor Rose Woodturners

Friday/Saturday 9/10 May Woodworks@Daventry

Thursday 22 May Terry Bray Demonstration

Contact Colin Smith 07939-004375 communications@tudor-rose-turners.co.uk

West Midlands Woodturners

Sunday 18th May Hands On – Hollow Forms

Contact Chris Jones 07580 195561 crjones5691@gmail.com

West Northants Woodturners

Wednesday 7th May AGM

Contact Tom Donnely 01327 349093

Trent Valley Woodturners

Wednesday TBD


Contact Ian Ethell <https://www.trentvalleywoodturners.co.uk/contact/>

Heart of England Woodturners

Friday May 2nd Planning for Midlands Show

Contact Giles Dugmore (Chair) 0779 2424775

Pontcysyllte Aqueduct



Just over the border in Wales. The aqueduct is 5 minutes walk from the car park. LL14 3SG

<https://www.pontcysyllte-aqueduct.co.uk/>



Teaching at Coombe Workshop



I'm pleased to share that I've finally completed my set of egg cups! This project has been a great learning experience, refining my skills and deepening my love for woodturning. Each cup is carefully shaped and finished, and I'm really proud of the final result.

A huge thank you to Giles for his guidance and support throughout the process. His knowledge, patience, and encouragement have been invaluable in helping me improve. I truly appreciate the time and effort he has put into teaching and mentoring me.

I started learning woodturning as a new skill for my Silver Duke of Edinburgh Award.

With thanks from Matthew Crawford

Herewith a picture of recent trainee turners Tony (L) and Sean (R). They both came for their first lessons with myself and Bruce Edhouse as teachers a few weeks ago and had a go at spindle turning techniques. They returned on April 8th, to be taught by myself and Pat Hanley. We decided to get them bowl turning, using a couple of blanks kindly donated by Elizabeth Yates. Both Tony and Sean live on narrow boats at Brinklow. Tony had previously attended one of the beginners pottery courses run at Harborough Magna by Midlands Potters Association, where I acted as technician throughout.

Both managed to safely produce a nice bowl. Sean finished his with sealer and wax. Tony wanted to use his for food, so we left it in its raw state and advised what oil to use as protection. Given their restricted living conditions, neither are likely to be buying a lathe, but they enjoyed the experience and were pleased with the results.

Giles



Coombe Woodturners Branded Items for Sale



COOMBE WOODTURNERS CLUB LOGO WEAR

Polo Shirt £16.50

Hoodies

Overhead £26.50

Zipper £28.50

Sweatshirts Crewneck £22.50

Fleece Jacket £24.50

Soft Shell Jacket £31.50

Soft Shell Bodywarmer £27.50

New Style Jacket £28.50

Please order and pay through Lee or Martin

Items take around 2-3 weeks lead time if not in stock

Thank you for supporting your Club

TUDOR ROSE WOODTURNERS



Present

WOODWORKS @ DAVENTRY 2025

13th Annual Show

FRI 9th Sat 10th May

10am - 4 pm

**DAVENTRY LEISURE
CENTRE NN11 4FP**

Professional Turners 2025

Free
Entry

Free
Parking

Live
Demo's



Emma Cook

Mick Hanbury

Steve Heeley



Simon Hope



Chris Parker



Rob Till

Workshop Notice

Coombe Abbey woodturners

As agreed at the AGM on the 4th January 2025

From 1st February 2025 we will be introducing a £1 entry fee into the workshop for all members.

This will include the use of the workshop & equipment Also to include tea & coffee you will also get entry into the 50/50 raffle each day you come into the workshop.

Clarification to the above notice:

The charge does NOT apply to tutors who are teaching a student, nor to committee members when attending a committee meeting.

This will not cover all costs but will go a some way to helping the club to run the workshop through the year and give members a chance of winning a little more money each month.

Thank you for your support

The Committee

Calendar of Events 2025

Month	Date	Day	Location	Event
Jan	4	Sat	W	AGM 10am Start
	18	Sat	C	Segment making. Graham Ball
Feb	21	Fri	S	Snail, Paddy Byrne
Mar	15	Sat	W	Paul Hannaby
Apr	6	Sun		Daffodil Festival
	25	Fri	S	Segmentation. Bill Nicholson
	18 - 21	Fri - Mon	C	Easter Festival of Crafts
May	09/ 10/	Fri/Sat		Woodworks At Daventry
	17	Sat	C	Hands-On Sharpening
July	12	Sat	W	Phil Steele Windsor Chair
Sept	6	Sat	W	Scroll Saw. Giovanni Deida
Nov	15	Sat	W	TBD
Dec	13	Sat	W	Christmas Party

Meeting Locations:

(W) Walsgrave Baptist Church, 10am - 4pm
Hinckley Road, Coventry, CV2 2EX.

(S) Shilton Village Hall, 6:30pm - 9pm
Wood Lane, Shilton, CV7 9JZ

(C) Coombe Abbey Workshop 10am - 12 noon, 1pm - 3pm
Brinklow Rd, Coventry CV3 2AB

Next Meeting

Hands-On Sharpening with Rob Sheehan & Graham Ball
Saturday 17th May. 10 am - 12 pm & 1 pm - 3 pm Coombe workshop

Coming up

Saturday July 12th. Windsor Chair with Phil Steele. Walsgrave